

THE NATIONAL GARDENER



Winter 2022
gardenclub.org



The National Gardener

Winter 2022, Volume 92, Number 1
PLANT AMERICA - Play Outdoors



In This Issue

Mary's Musings	4
NGC 2022 Convention	5 - 15
Floral Design.....	16 - 21
Indoor Gardening	22 - 25
Landscape Design School.....	26
Happy Gardener.....	31
Roots in the Smokey Mountains	32
Tool Time	34
Let's Cook	37
NGC News	35
Membership Mondays.....	41
Proposed Bylaw Changes.....	45 - 47
Who Do You Know.....	51
Building Community.....	54
New Year Greetings	57
Mark Your Calendar	58
Sitting on the Porch	59

Cover Photo: Birds in Flight • Ann Lange
Columbine on page 4 • Klickblick

Coming in TNG

Spring 2022 - April 1

- ❖ Spring Planting
- ❖ Veggie Gardens
- ❖ The Environment

Summer 2022 - July 1

- ❖ Convention Highlights
- ❖ Container Gardening
- ❖ Award News



Lonely Tree • Henning Sorby

About Us

National Garden Clubs, Inc. is a 501(c)(3) organization that aims to promote the love of gardening, floral design, and civic and environmental responsibility and we help coordinate the interests and activities of state and local garden clubs in the U.S. and abroad.

Contact Us

NGC Headquarters: Monday - Friday 9:00am - 4:30pm CST
4401 Magnolia Avenue, St. Louis, MO 63110-3492
314-776-7574, headquarters@gardenclub.org

The National Gardener (ISSN:0027 9331) is published quarterly by National Garden Clubs, Inc. 4401 Magnolia Avenue, St. Louis, MO 63110-3492. Subscribe for free: [The National Gardener](http://TheNationalGardener.com).

Follow us:
gardenclub.org





The National Gardener Staff

Editor [Gerianne Holzman](#)

Assistant Editor [Dawn Mozgawa](#)

Advertising/Marketing Manager [Pat Wolanski](#)

Copy Editor Joyce Bulington

Copy Editor Gerry St. Peters

Translation Editor Pampa Risso Patrón

Subscription Manager [Emily Huck](#)

Feature Writers

Ana Calegari, IA Region III

Pat Greathead, Let's Cook

Robin Pokorski, Robin's Nest

Pilar Medellin, IA Region I

Blanca Niño Norton, IA Region II

Charlotte Swanson, Happy Gardener

Mary Warshauer, NGC President, Mary's Musings

Write for TNG:

We welcome ALL NGC members, garden writers, designers and outdoor enthusiasts to share their club, community or personal story. You do NOT have to be a professional author to submit an article. See the [TNG page](#) for submission information.

Deadline/Publication Dates:

- Fall Issue Sept. 1/Oct. 1
- Winter Issue Dec. 1/Jan. 1
- Spring Issue Mar. 1/Apr. 1
- Summer Issue Jun. 1/Jul. 1

Advertise in TNG:

- Full Page \$650
- Half Page \$350
- Quarter Page \$175

See the [TNG page](#) for more information on advertising.

Legal Disclaimer

The views and opinions expressed in *The National Gardener* are solely those of the original author(s) and other contributors. These views and opinions do not necessarily reflect those of National Garden Clubs, Inc. (NGC). NGC reserves the right to edit or not publish any article for any reason or no reason in its sole discretion. Without limiting the foregoing, articles must not:

1. Contain any material, which is defamatory, obscene, indecent, abusive, offensive, harassing, violent, hateful, inflammatory or otherwise objectionable.
2. Promote sexually explicit or pornographic material, violence or discrimination based on race, sex, religion, nationality, disability, sexual orientation or age.
3. Infringe any patent, trademark, trade secret, copyright or other intellectual property or other rights of any other person.
4. Violate the legal rights (including the rights of publicity and privacy) of others or contain any material that could give rise to any civil or criminal liability under applicable laws or regulations or that otherwise may be in conflict with these Terms of Use and our Privacy Policy.
5. Be likely to deceive any person.
6. Promote any illegal activity, or advocate, promote or assist any unlawful act.
7. Cause annoyance, inconvenience or needless anxiety or be likely to upset, embarrass, alarm or annoy any other person.
8. Impersonate any person, or misrepresent your identity or affiliation with any person or organization.
9. Involve commercial activities or sales, such as contests, sweepstakes and other sales promotions, barter or advertising.
10. Give the impression that they emanate from or are endorsed by NGC or any other person or entity, if this is not the case.

Authors may submit previously published work and must notify *The National Gardener* editor of the location and date of prior publication. All material in *The National Gardener*, including design, text, images and logos are owned by the National Garden Clubs, Inc., unless otherwise indicated. All rights are reserved by NGC. Content may not be copied, reproduced, transmitted, distributed, downloaded or transferred in any form or by any means without NGC's prior written consent, and with express attribution to National Garden Clubs, Inc.



Mary Warshauer

MARY'S MUSINGS

Winter, a lingering season is a time to gather golden moments, embark upon a sentimental journey and enjoy every idle hour.

John Boswell

Happy New Year and Welcome to 2022!

What one describes as “winter” varies across the country. Some experience mild, dry winters while others are digging for their winter coats and snow boots for the frigid temperatures and snowfall. Living in New Jersey, the silence that follows a fresh blanket of snow brings me peace and serenity. The winter months allow us the time to reflect on the successes and struggles of our gardens and plan for the upcoming season.

Let us spring into NGC’s plans for the upcoming months! The Membership Monday workshop, led by the NGC Membership Crew, is open to all members across the country and the International Affiliates. This workshop meets on the second Monday of every month from 2:00pm – 3:00pm Eastern Time. It is an opportunity for members to share successes, learn skills and brainstorm. The enthusiastic Membership Crew is dedicated to collaborating with members to explore solutions for the 3Rs: Recruit, Retain and Revitalize. Additionally, a special Leadership workshop, planned for March 14, will assist clubs in developing leaders.

NGC sponsored its first virtual Gardening School! This exciting and successful event allowed members, from coast to coast, the opportunity to access an NGC School.

NGC is so proud of the success in bringing members together. Virtual platforms are not intended to replace in-person meetings or schools, but to provide access for all of our members and enhance the future of garden clubs. NGC looks forward to continuing educational activities for all members. Upcoming programs, this spring, include Kirk Brown and Doug Tallamy. Please check the [NGC website](#) for more information.

During these past two years of uncertainty, NGC has navigated new ways of communication, found opportunities to continue education and held virtual

meetings. The digital world can be unfamiliar and challenging, and we commend you, the members, for flexibility and adaptability. Your enthusiasm, creativity and willingness to embrace change, and most of all your dedication, enables NGC to get to where it is today.

Please join us at the NGC 92nd Convention, in Orlando, Florida, May 16 -19, 2022. In an effort to demonstrate and support NGC’s mission to be environmentally responsible, we will conduct business as *paperless as possible*. Look for more information in this issue of *TNG* and on the website.

I look forward to another exciting year full of opportunities. As your gardens rest and you plan and prepare for spring, do not forget to play outdoors and PLANT AMERICA.



Play Outdoors • Catherine Aird



PLANT AMERICA Play Outdoors

National Garden Clubs, Inc.
Annual Convention
May 16 - 19, 2022

Rosen Hotel, 9700 International Drive, Orlando, FL

Orlando • Sean Pavone Photo

Welcome to Orlando, Join Us for a Playground of Possibilities!

On behalf of President Mary Warshauer and the 2022 NGC Convention Committee, we look forward to welcoming you to the fun of being together in sunny Orlando. Our team is hard at work finalizing plans to make your stay enjoyable and educational while tending to the business of National Garden Clubs, Inc. When thinking of Orlando, most people immediately think of the theme parks. There is so very much more to see and explore. The schedule allows plenty of time to catch up with other NGC members and friends, chat over a cup of coffee or glass of wine and perhaps share a hug or two...or at least an elbow bump.

Meal menus highlight Florida's cuisine and we will be offering signature cocktails...have you ever had Lizard Lips? We are planning an early arrival night featuring an evening with the Award of Excellence winners and, of course, the last evening is our not to be missed design banquet.

You can attend a wide variety of workshops, speakers and presentations. Several of the breakout sessions are hands-on. We have workshops for those who enjoy design and for the horticulture enthusiast, too. There is something for everyone! Though most of the workshops are included in the convention registration fees, please indicate on the registration form the sessions you plan to attend so we can plan accordingly. Speaking of registration, something new this year is that all registrations go through NGC Headquarters with all transactions via credit card. We are going paperless!

Our NGC Consultants may refresh at the Convention via the Tri-Refresher. The four tours, many speakers and workshops count as refresher credits – see the registration form for more information.

(Continued on page 6)

Tours include Mead Gardens, Old Winter Park, Leu Gardens, Polasek Museum and Sculpture Gardens, Audubon Birds of Prey, Camp Wekiva at Wekiwa Springs State Park, Nehrling Gardens and Home, Heritage Tree Trail, Rebirth of Lake Apopka and nature preserves. Outings and smaller tours for spouses, guests and travel companions are the Kennedy Space Center, Canine Companions, Daytona Speedway and the Warbirds Museum. There are, also, many things to see and do within walking distance of the hotel.

Attention floral designers, in conjunction with the Convention, share your talents in the NGC Petite Design Specialty Flower Show. The title includes President Mary's theme of *Play Outdoors*. Watch for the schedule to go online soon and make your design reservation.

The vendor/sales room is one place to treat yourself or someone else to something special. Do not fret if your purchases do not fit in your luggage, the hotel offers shipping services. We encourage all NGC members and their guests to register today. Participation is limited for some tours and workshops; do not miss the chance to attend your favorite event. Pack your play clothes, come join your friends by the pool, enjoy the Florida Sunshine, learn something new, share your love of all things NGC and experience a playground of endless possibilities!

We cannot wait to see you in Orlando!

Gina Jogan, Tina Tuttle and Claudia Bates, NGC 2022 Convention Chair and Co-Chairs

As we continue to monitor the COVID-19 Pandemic, the meetings and schedules are subject to change. Registrants will be notified via e-blast of any changes to the 2022 Convention schedule. Thank you for understanding.

PRESENTERS - NGC 2022 Annual Convention



CLAUDIA BATES - Hands-on Workshop Making Decorative Palm Spathes and Demonstration of Contrived Floral Forms

Claudia Bates is a seventh generation Floridian who has been a member of the Gainesville Garden Club, FL for over 30 years. She graduated from the University of Florida and taught math, English and gifted education to middle school students. She is a nationally accredited Master Flower Show Judge and Flower Show Schools Design Instructor. Claudia is a former president of the Florida Federation of Garden Clubs (FFGC) which awarded her the *Pillar of Pride* and *Hall of Fame* awards. She presents design programs across the country and her designs have been published in the *Vision of Beauty* calendar. Claudia serves on the NGC Board of Directors as a member of its Flower Show Schools Committee. She chairs the FFGC Advisory Committee and is its State Symposium Chairman.



GABRIELLE BURNS - How and Why We Should Encourage Children to Play Outdoors

Gabrielle Burns was born in Redwood City, California, where her mom first introduced her to growing flowers and vegetables. She received a Bachelor of Arts degree in Psychology from the University of California, Santa Cruz. During her time at the university, Gabrielle volunteered and worked on their farm as a garden educator with young children. She attended graduate school at the Medical University of South Carolina, earning a Master of Science in Occupational Therapy in 2019. While at MUSC, Gabrielle led a research project on access to outdoor play and playgrounds for children with special needs. She is passionate about the power of play outside and ensuring that children of all abilities have access to safe outdoor spaces. Gabrielle works as an occupational therapist at CORA Physical Therapy in Virginia, and is their Early Intervention Manager.

PRESENTERS - NGC 2022 Annual Convention



SALLY COYLE - *Landscaping for Life*

Sally Coyle, ASLA, CLARB, is a cofounding principal with Coyle & Caron, a woman-owned landscape architecture studio located in Orlando, FL. Coyle & Caron is a leading designer of vital landscapes that increase social engagement, inspire appreciation for the natural world and provide ecological benefits. Sally has thirty years of experience in a wide range of projects from private and public gardens to zoos, aquariums, parks, trails and public infrastructure. Growing up in the Garden State of New Jersey, she spent many summer days helping family with landscape and food gardening as well as picking and later preserving seasonal fruits and vegetables from local farms. Sally's garden in Central Florida is a place for horticultural exploration and a way to connect with the natural world.



BRUCE CRAWFORD - *Fun with Plants All Year Long, Award of Excellence Recipient*

A longtime proponent of unusual and fun plants, Bruce had his own design/build gardening business for 25 years that specialized in plantings for year-round interest. *Fine Gardening* magazine featured one of those gardens. Bruce was the Director of Rutgers Gardens, the botanical garden for Rutgers University where he also taught landscape architecture. In 2021, National Garden Clubs honored Bruce with the Award of Excellence. Currently, he is the Manager of Horticulture for the Morris County Parks Commission. He writes articles for multiple publications. Bruce currently serves on the board of the NJ Nursery and Landscape Association, where he has been filming the TV show *Growing Green*. The show focuses on how nurseries are looking to enhance native plants and beneficial insects, including climate change. Bruce is a true plant lover; he has yet to find a plant he does not like.



JARET DANIELS - *Building More Effective and Sustainable Landscapes for Butterflies and Other Pollinators*

Jaret Daniels, Ph.D. is Professor of Entomology at the University of Florida and Curator at the Florida Museum of Natural History's McGuire Center for Lepidoptera and Biodiversity. Dr. Daniels received a B.S. from Saint John's University in Minnesota and Ph.D. from the University of Florida. An entomologist by training, he specializes in the ecology and conservation of at-risk butterflies and other native insect pollinators. He has authored numerous scientific papers, popular articles and books on butterflies, insects, conservation, and landscaping for wildlife including *Backyard Bugs*, the regional series *Native Plant Gardening for Birds, Bees and Butterflies: Upper Midwest, South, Southeast and Northeast*, and the second edition of *Your Florida Guide to Butterfly Gardening*.



DANIELLE FLOOD - *Small Farm, Global Impact: How ECHO Global Farm is Changing the World*

Danielle Flood is the Communications Manager at ECHO, an international organization that works to find innovative and sustainable ways for small-scale farmers around the world to improve their harvests, reducing global hunger and poverty. She has traveled to more than 20 countries while championing agricultural development through hands-on training and knowledge sharing. Danielle came to ECHO in 2007 after serving as a missionary in Niger, West Africa. She has a degree in Spanish and enjoys languages and cultures. Danielle loves picnics, hiking, camping and doing anything outside with her husband and three kids.

PRESENTERS - NGC 2022 Annual Convention



CAROL FRIEDMAN - *Construction of an Armature with Natural Materials*

Carol Friedman was born in St. Petersburg, FL. Always artistic, with a great fondness for crafts, she put the arts aside to pursue her education at Florida State University. She taught mathematics for 20 years before retiring in 1995. Carol and her husband traveled much during their career before settling back in Florida. They journey whenever they can, spending summers seeing the USA in their RV. Carol saw her first flower show in 2012 and was enthralled by the beauty of floral design. Hooked, she went on to become an NGC Flower Show Judge. Garden club consumes much of her time. She has won awards in Design and Artistic Crafts as well as Horticulture and has become quite adept at staging flower shows. Carol is currently into using natural materials to make her own structures for floral design without using an expensive container to dictate line and rhythm.



KEBBIE HOLLINGSWORTH - *Up and at 'em! Mother Nature's Calling*

Kebbie Hollingsworth, AIFD,CFD, is an accomplished and award winning floral designer with a reputation for superb service and inspired design. Based in Pensacola, FL, she specializes in events, weddings, parties and interiorscaping. Kebbie uses flowers as her artistic medium. Kebbie is an accredited member of the prestigious American Institute of Floral Designers. She was one of 15 designers chosen to work on the *John Henry Floral Design* books and has been published in international magazines. She has been sought out by celebrities and NFL players to design their weddings. Kebbie served as the primary designer for the TV special *Wedding Impossible*. She takes great joy in conveying feelings with floral designs for her customers. She stays on the cutting edge of design and trends by continuing her education with renowned designers from around the world.



BRUNO LEYSSENE - *It Just Makes Scents!*

With a father in the fragrance business, it was only natural for Bruno Leyssene to enter this field. It started in 1971 when Bruno left Paris for Geneva, Switzerland to study perfumery in one of its largest fragrance companies. After serving in the military, Bruno went south to Grasse, the birthplace of modern perfumery. In 1975, Bruno became a trainee perfumer and went to the USA for a year. He then went back to Geneva to finish his apprenticeship, in 1978 he moved to Paris as a junior perfumer, then to Tokyo for five years as a perfumer. In New Jersey for the last 25 years, Bruno works as a senior perfumer for the largest Japanese fragrance company, TAKASAGO. Bruno incorporates in his fragrances some of his memories, as he believes that as a perfumer, he not only creates fragrances but he creates dreams. In this workshop, Bruno explains how plants, spices, woods and fruits become fragrances.



EMILIE PALMIERI - *Fun with Flowers Demonstration*

Emilie Palmieri is the Florida Federation of Garden Clubs *Fun with Flowers* Chair. She is a member of the Boca Raton Garden Club since 2005 and former District X Director. Born and raised in South Florida, Emilie lives in Pompano Beach with her husband along with their two Miniature Australian Shepard pups. She loves to cook, paint and create items from other people's trash. Emilie's *Fun with Flowers* program includes step-by-step instructions for students to learn floral design for home and special occasions. She teaches this program to clubs and others across Florida.

PRESENTERS - NGC 2022 Annual Convention



J ROSS RAILEY - *Up and at 'em! Mother Nature's Calling*

J Ross grew up in rural Alabama where he learned how to arrange flowers from his grandmother, thus growing his interest into a passion. After high school, he worked as a freelance designer and attended Auburn University. He graduated in 1992 with a degree in Agricultural Economics and Business Management. J Ross is a past Designer of the Year for Alabama and holds numerous awards. He competes across the USA in floral competitions and is the recipient of the Ian Prosser Scholarship from the Florida State Floral Association. J Ross is published in several industry magazines. He is a member of the American Institute of Floral Design (AIFD) serving in many capacities. He also holds an AIFD accreditation as a Judge/Evaluator. J Ross works for Wind Creek Hospitality as the Creator of Excitement; he enjoys using everything he learned about nature to create works of art for the casino.



VALERIE SEINFELD - *Social Media = Open for Business 24/7*

Valerie Seinfeld is the NGC Social Media Chair. She was born and raised in Miami, FL and studied at Stetson University with a BME Voice, Boston Conservatory and the University of Arizona obtaining a MM Voice. She taught music education and performed in theater and opera. For 22 years, she owned and operated an educational supply store in Miami. Retired since 2007, Valerie worked with Stetson University to brand their music program to attract more students. She serves on many committees within the Florida Federation of Garden Clubs, NGC and Creative Floral Arrangers of America. Valerie administers seven Facebook pages including the NGC Board of Directors group.



BETTINA (TINA) VENETTOZZI TUTTLE - *Digging It!*

Growing up in Florida, Bettina Tuttle received an AA degree from Pensacola Junior College and a BS from Florida State University in Vocational Home Economics Education. She taught high school home economics before joining the Navy on a dare. She retired from the Navy in 1996 as Lieutenant Commander after serving in many leadership capacities across the country. Bettina is the Florida Federation of Garden Clubs First Vice President. She is an NGC Master Judge and NGC Flower Show Procedure Instructor, Emeritus Instructor in Horticulture and Symposium. Bettina serves on many committees for multiple organizations and is an NGC Five Star member. She served as Chair for *Short Course North* held annually in August. She is the author, editor and creator of *Digging It!* - Florida's Horticulture Study Series. Bettina shares her home with her husband and is "owned" by three kitties.



MEG WHITMER - *Green Infrastructure: Restoring Natural Ecosystems for Climate Adaptation*

Meg Whitmer is a Florida licensed landscape architect with a lifelong commitment to beautification, conservation, environmental education and stewardship. A professional landscape architect for over 35 years, Meg's work spans the entire state of Florida. Dedicated to protecting our most cherished natural resource - water, Meg focuses on projects in urban coastal and watershed areas. Her passion for beautification sparked early in her life; her grandmother and mother were active garden club members. As a Florida Federation of Garden Clubs member, she continues their legacy by promoting youth and community gardening, volunteering her time at a local neighborhood elementary school garden. Meg is a member of the Florida Chapter of the ASLA, Florida Association of Native Nurseries and serves as a volunteer community judge for *America In Bloom*.

TENTATIVE SCHEDULE
NATIONAL GARDEN CLUBS, INC.
Convention May 16 - 19, 2022
PLANT AMERICA, Play Outdoors

Sunday, May 15

7 AM - 7 PM
 7 AM - 7 PM
 3 PM - 8 PM

PRE-CONVENTION

NGC Staff Office/Storage
 Floral Workroom
 Registration

Monday, May 16

7 AM - 7 PM
 7 AM - 7 PM
 8 AM - 6 PM
 8:30 AM - 11:30 AM
 9 AM - 11 AM
 9 AM - 11 AM
 9 AM-11 AM
 9 AM - 11 AM
 9 AM - 11 AM
 9 AM - 11 AM
 9 AM - 11 AM
 9 AM - 11 AM

COMMITTEE DAY

NGC Staff Office/Storage
 Floral Workroom
 Registration/Exhibits/Vendors
 Organizational Study Committee Meeting
 Nominating Committee Meeting
 Scholarships Committee Meeting
 Sponsor Committee Meeting
 Gardening School Committee Meeting
 Environmental School Committee Meeting
 Landscape Design School Committee Meeting
 Flower Show School Committee Meeting

11:15 AM - 1:15 PM

Optional Lunch (pre-purchased) Speaker: Danielle Flood - ECHO

1:30 PM - 3:30 PM
 1:30 PM - 3:30 PM
 1:30 PM - 3:30 PM
 1:30 PM - 3:30 PM
 1:30 PM - 3:30 PM
 1:30 PM - 3:30 PM
 3:45 PM - 5:15 PM

Finance Committee Meeting
 Media Committee Meeting
 Membership Committee Meeting
 Meetings Committee Meeting
 PLANT AMERICA Committee Meeting
 Schools Policy Committee Meeting
 PH&E Trustees Meeting

Dinner

On Your Own

Tuesday, May 17

7 AM - 7 PM
 7 AM - 7 PM
 8 AM - 6 PM
 8 AM - 2 PM

 8 AM - 11 AM
 9 AM - 11 AM
 9 AM - 11 AM
 9 AM - 11 AM
 9 AM - 11 AM
 9 AM - 11 AM
 9 AM - 11 AM
 9 AM - 11 AM
 9 AM - 11 AM

AWARDS DAY

NGC Staff Office/Storage
 Floral Workroom
 Registration/Exhibits/Vendors
 Tour 1: Winter Park, Leu Gardens, FFGC HQ, Mead Gardens, etc.
 Tour 2: Disney Horticulture, etc.
 Executive Committee Meeting
 Environment and Conservation Committees Meeting
 Gardening Committee Meeting
 Grants and Natural Disasters Committees Meeting
 Horticulture Committee Meeting
 Photography Committee Meeting
 Virtual Resources Committee Meeting
 Youth Committee Meeting

11:30 AM - 1 PM

Luncheon: Youth Awards, 4/5 Star, Life Members and Golden Circle Members
 State Presidents stay afterwards for Awards Rehearsal (approx. 45 minutes)

(Continued on page 11)

2:15 PM - 5:15 PM

Board of Directors Meeting

6 PM - 7 PM

Social Hour

7 PM - 9 PM

Awards Banquet - Speakers: Award of Excellence Recipients, State Awards

Wednesday, May 18 HORTICULTURE DAY

7 AM - 7 PM

NGC Staff Office/Storage

7 AM - 7 PM

Floral Workroom

8 AM - 6 PM

Registration/Exhibits/Vendors

7:30 AM - 8:45 AM

Optional Regions Breakfast (Pre-purchased, minimum attendance required)

8 AM - 5 PM

Tour A: NASA at Cape Canaveral

9 AM - 11:30 AM

Business Meeting: Opening Session

12 PM - 2 PM

Luncheon-Speaker: Gabrielle Burns (CORAHealth)

2:30 PM - 5:30 PM

Workshops

2:30 PM - 4 PM

Workshop 1. Claudia Bates - Hands-on Design (Additional Fee)

2:30 PM - 3:30 PM

Workshop 2. Meg Whitmer - Landscape Design

3:30 PM - 4:30 PM

Workshop 3. Sally Coyle - Children's Gardens

4:15 PM - 5:15 PM

Workshop 4. Claudia Bates - Contrived Floral Forms Demonstration

4 PM - 5 PM

State Presidents and Region Directors Meeting

6 PM - 7 PM

Social Hour

7 PM - 9 PM

Banquet-Speaker: Bruce Crawford, Willowood Arboretum, NJ

Thursday, May 19 DESIGN DAY

7 AM - 7 PM

NGC Staff Office/Storage

7 AM - 7 PM

Floral Workroom

8 AM - 6 PM

Registration/Exhibits/Vendors

8 AM - 5 PM

Tour B: Daytona Speedway

9 AM - 11:30 a.m.

Business Meeting: Closing Session

12 PM - 2 PM

Luncheon-Speaker: Dr. Jaret Daniels, University of Florida

2:30 PM - 5:00 PM

Workshops

2:30 PM - 4 PM

Workshop 5. Tina Tuttle - Digging It

2:30 PM - 4 PM

Workshop 6. Carol Friedman - Construction of Armature (Additional Fee)

3 PM - 4:30 PM

Workshop 7. Bruno Leysenne - The Mystery of Scents

4 PM - 5 PM

Workshop 8. Emilie Palmieri - *Fun With Flowers* Demonstration

4 PM - 5 PM

Workshop 9. Valerie Seinfeld - Social Media

6 PM - 7 PM

Social Hour

7 PM-9:30 PM

Banquet with Guest Designers - Kebbie Hollingsworth, AIFD, CFD and J. Ross Railey, AIFD, CFD

SINE DIE-Convention Closes

Friday, May 20 POST CONVENTION TOURS

8 AM - 4 PM

Tour 3: Winter Garden/Bloom & Grow Garden Society

Tour 4: Wekiva State Camp-Springs/Sandhill Habitat



National Garden Clubs, Inc., 2022 Convention
Rosen Plaza Hotel, 9700 International Drive, Orlando, FL
www.rosenplaza.com
May 16-19, 2022

Registration Deadline: April 25, 2022

ONLINE AND CREDIT CARD REGISTRATION ONLY Click for online registration: [NGC2022](https://www.ngc2022.com)

Last Name _____ First Name _____

Name for Badge _____

Street Address _____

City _____ State _____ Zip+4 _____ Country _____

Phone () _____ Email _____

State Garden Club _____ Local Garden Club _____

Please check all that apply for the 2021-2023 term of office:

- | | | |
|--|--|--|
| <input type="checkbox"/> NGC Elected Officer | <input type="checkbox"/> State President | <input type="checkbox"/> Region Director |
| <input type="checkbox"/> NGC Appointed Officer | <input type="checkbox"/> State 1st V.P. | <input type="checkbox"/> First Time Attendee |
| <input type="checkbox"/> NGC Board Member | <input type="checkbox"/> Garden Club Member | <input type="checkbox"/> New NGC Life Member |
| <input type="checkbox"/> NGC Life Member | <input type="checkbox"/> International Affiliate | <input type="checkbox"/> Guest |

REGISTRATION FEES

- REGISTRATION FEE\$ 75.00
- LATE FEE (REGISTRATION AFTER APRIL 25, 2022)\$ 50.00
- MEAL PACKAGE PLAN (Includes 3 Luncheons, 3 Banquets).....\$325.00

INDIVIDUAL AND OPTIONAL MEALS:

- Mon., May 16, **Optional** Lunch (Not in Meal Pkg.)\$ 45.00
- Tues., May 17, Lunch.....\$ 45.00
- Tues., May 17, Banquet.....\$ 70.00
- Wed., May 18, **Optional** Regions Breakfast (Not in Meal Pkg., Min. Attend. Req'd.)..\$ 40.00
- Wed., May 18, Lunch.....\$ 45.00
- Wed., May 18, Banquet.....\$ 70.00
- Thurs., May 19, Lunch\$ 45.00
- Thurs., May 19, Banquet\$ 70.00

DIETARY RESTRICTIONS (Medical conditions only, please) _____

TOURS

THESE TOURS ARE APPROVED FOR TRI-REFRESHER CREDITS. Tours include box lunches, transportation, entry fees, gratuities and docents. Tour space is limited. Tours are daylong events (8 AM – 2 PM or 8 AM – 4 PM) COVID-19 PROTOCOLS: Participants must adhere to all government and/or business COVID requirements. Tours are subject to change due to restrictions and unforeseen circumstances. Minimum attendance is required for tours to run. PLEASE SELECT THE TOUR(S) YOU WISH TO ATTEND.

- TOUR 1. EXPLORING IN OLD WINTER PARK - Tues., May 17, 2022**
Leu Gardens, FFGC Headquarters, Albin Polasek Museum and Sculpture Gardens and Audubon Birds of Prey.....\$100.00
- TOUR 2. DISCOVERING THE HIDDEN SIDE OF CENTRAL FLORIDA - Tues., May 17, 2022**
Oakland Nature Preserve, Orgis Energy USA and Disney Horticulture\$100.00
- TOUR 3. GONE CAMPING - Fri., May 20, 2022**
Wekiva Springs State Park Youth Camp, Dr. Henry Nehrling Gardens and The Palm Cottage\$100.00
- TOUR 4. WANDERING THROUGH WINTER GARDEN - Fri., May 20, 2022**
Winter Garden City Hall with Bloom and Grow, Tanner Hall, Heritage Tree Trail, Lake Apopka’s Rebirth, 1,000 Trees for 1,000 Years, Tucker Ranch, Path of Life Garden\$100.00

SPOUSE AND GUEST TOURS

Tours include transportation, entry fees and gratuities. Space is limited and a minimum attendance is required for the tour to run. COVID-19 PROTOCOLS: Participants must adhere to all government and/or business COVID requirements. Tours are subject to change due to restrictions and unforeseen circumstances. PLEASE SELECT THE TOUR(S) YOU WISH TO ATTEND.

- TOUR A. REACH FOR THE STARS - Wed., May 18, 2022**
Canine Companions and NASA-Kennedy Space Center Visitors Complex\$100.00
- TOUR B. THE NEED FOR SPEED - Thurs., May 19, 2022**
Daytona Speedway and Warbirds Museum\$100.00

WORKSHOPS

Hands-on workshops include all supplies and instructions. Some workshops require an additional fee, as indicated. Seating is limited in all workshops.

Wednesday, May 18

- 2:30 PM - 4:00 PM Workshop 1. Claudia Bates-Hands-on Design (**Add Fee**).....\$40.00
- 2:30 PM - 3:30 PM Workshop 2. Meg Whitmer-Landscape Design
- 3:30 PM - 4:30 PM Workshop 3. Sally Coyle-Children’s Gardens
- 4:15 PM - 5:15 PM Workshop 4. Claudia Bates-Contrived Floral Forms Demonstration

Thursday, May 19

- 2:30 PM - 4:00 PM Workshop 5. Tina Tuttle-“Digging It”
- 2:30 PM - 4:00 PM Workshop 6. Carol Friedman-Armature Construction (**Add Fee**).....\$40.00
- 3:00 PM - 4:30 PM Workshop 7. Bruno Lysenne-“The Mystery of Scents”
- 4:00 PM - 5:00 PM Workshop 8. Emilie Palmieri-Fun with Flowers Demonstration
- 4:00 PM - 5:00 PM Workshop 9. Valerie Seinfeld-Social Media

CONVENTION TOTAL..... \$ _____

NOTES

REFUND POLICY: NO REFUNDS issued AFTER April 25, 2022. Any refunds requested after the deadline are considered a donation to NGC. Refunds requested PRIOR to April 25th will be subject to retention of the \$75 registration fee. **Please initial your understanding of this policy:** _____

HOTEL INFORMATION: Please book directly with the Rosen Plaza Hotel by phone or with the following link. Room rate is \$149.00 per night with free parking. Hotel reservations deadline is April 25, 2022. Call: 800-627-8258 or 407-996-9700 (say you are with the National Garden Clubs 2022 Convention or register with this link [Rosen Plaza National Garden Clubs 2022 Convention](#).)

GROUND TRANSPORTATION: There is no dedicated hotel shuttle service. However, cab/rideshare/Uber services are available to/from the airport. (Note, there is a shuttle for all hotels on International Drive, but it stops at each and every hotel on International Drive.)

WHAT A “RE-LEAF!”

We “be-leaf” we have a “tree-mendous” opportunity to demonstrate and support NGC’s mission to be environmentally responsible. The 2022 convention is “going paperless!” To help “save a tree,” there will be **no printed Program Book.**

As we continue to monitor the COVID-19 Pandemic, the above meetings and schedule are subject to change. Registrants will be notified via e-blast of any changes to the 2022 Convention Schedule. Thank you for understanding.

TRI-REFRESHER INFORMATION

Tri-refresher credits can be earned by attending any ONE of convention's tours. Tours #1 and #2 run from 8:00 AM to 2:00 PM. Tours #3 and #4 run from 8:00 AM to 4:00 PM.

Additionally, the following events during the Convention will earn Tri-Refresher Credits:

Monday, May 16:

- Optional Luncheon- Speaker: Danielle Flood-ECHO30 minutes

Wednesday, May 18:

- Luncheon-Speaker: Gabrielle Burns-CORAHealth1 hour
- Workshop 2: Meg Whitmer-Landscape Design1 hour
- Workshop 3: Sally Coyle-Children's Gardens.....1 hour
- Banquet-Speaker: Bruce Crawford-Willowwood Arboretum.....1 hour

Thursday, May 19:

- Luncheon-Speaker: Dr. Jaret Daniels-Vivarium1 hour
- Workshop 5: Tina Tuttle-"Digging It"1.5 hours

NOTES

1. You must be **registered with your state credentials chair** before credits can be given.
2. A punch card system will be used, by representatives of the Tri-Refresher, indicating which sessions were attended. Be certain to turn in that card at the end of the Convention.
3. Please go online to www.gardenclub.org, click on Schools, go to Multiple Refreshers to determine what credits you may earn at a Multiple Refresher.

For EACH discipline you are refreshing in, you must remit \$5.00. Please select the discipline(s) you wish to refresh.

Landscape Design = \$5.00 Environmental Studies = \$5.00 Gardening Studies = \$5.00

TRI-REFRESHER REGISTRATION \$ _____

TOTAL REGISTRATION (Convention & Tri-Refresher, if applicable) \$ _____

Vision of Beauty

Highlighting Designers

Brenda Bingham

The *Vision of Beauty* (VOB) Calendar Committee is pleased to announce the outstanding designers of 2022: Ann Lange, Designer of the Year and Joyce Warnock, International Affiliates Designer of the Year. Ann's design *Birds in Flight* is on the front cover of this issue of *The National Gardener*. Joyce's design *Curved Delight* accompanies this article.

The committee is also pleased to feature the work of designers Sandy Mangels and Jolanta Piecuch. Sandy and Jolanta represent two of the many creative members featured in our calendar. Their designs are expressive of the work seen in current National Garden Clubs Flower Shows, Designer's Choice and Botanical Arts.

Sandy Mangels

Sandy Mangels is a member of the São Paulo Garden Club, an International Affiliate in Brazil, since 1982. Born in the USA, she moved to São Paulo in 1978 with her Brazilian husband whom she met while they were both students at Penn State. While studying computer science, her interest in floral design started with a university course in flower arranging given as a free elective through the horticulture department.

An NGC Accredited Master Judge, Sandy holds a third grade teaching diploma from the Sogetsu School of Ikebana in Japan as well as a diploma as a professional florist from the Escuela Iberoamericana de Arte Floral (EIAF). She has served as the NGC Flower Show Schools and Credentials Chairman in Brazil for over twenty years and on the International Affiliates Activities Committee of the NGC Board in various capacities since 2003.

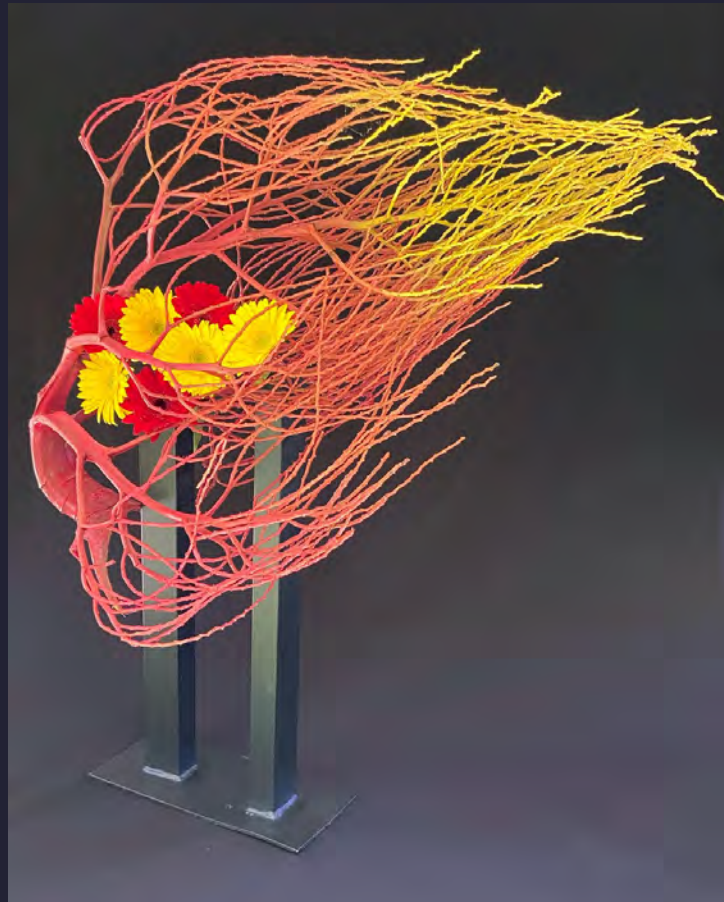
Joining the IAA Committee stimulated Sandy to study Spanish. She has served as a translator for *VOB* entries that arrive in Spanish or Portuguese. She is also part of the committee in Brazil to translate the last two editions of *The Handbook for Flower Shows* to Portuguese so that the local NGC clubs can train judges that do not speak English. Sandy is honored to have several of her designs appear in *Vision of Beauty*, and proud to be part of such a high quality publication.

Jolanta Piecuch

Jolanta Piecuch grew up growing houseplants in her native Poland. When she came to the USA her passion for gardening started to flourish. After moving to Michigan in 1998, she began to volunteer for many organizations. In 2015, she joined the Williamston Red Cedar Garden Club and soon found herself a member of the district steering committee, state scholarships team, many District Interest Groups (DIG) and since 2020 President of her garden club.

Initially Jolanta knew nothing of the NGC rules in designing with flowers and wanted to learn more. Active participation quickly taught her that flower arranging is incredibly gratifying and she has gone on to win many awards and ribbons.





Jolanta has a Master's degree in chemistry which has proved useful in providing a deeper understanding of her gardening problems and successes. She presents to many clubs and others on topics ranging from Japanese gardens, natural pest control, pollinators, African violets, floral design and more. Houseplants are her passion. Jolanta's collections include African violets, orchids and cacti.

Her discovery of Botanical Jewelry came in 2018 when she participated in the Orchid Show for the first time. Not finding much information on how to make botanical jewelry, Jolanta developed her own procedures and techniques. Planning is a crucial part of her process.

Her pieces are 100% plant material kept together with glue. She challenged herself not to rely on non-plant supports in her designs and to retain the original character of the materials. Her first botanical necklace is the one featured to the left, titled *Fashion Parade*. Jolanta states, "One does not necessarily need a background in art." Jolanta believes the willingness to learn combined with the audacity to do are very powerful propellers in achieving one's goals.

The *Vision of Beauty* Committee is composed of many talented NGC members. Among our members, Karen Booker has made an outstanding contribution. Over the four years Karen has served on the committee, she has compiled a list of correctly stated botanical names, including unusual tropical plant materials. These names correspond to the photos of plant material featured in *VOB* and are a great resource for all members. Karen's contribution is an indispensable tool for the committee and another reason to purchase the calendar.

Brenda Bingham is the immediate past chair of the *Vision of Beauty* Calendar Committee. The current chair is [Florence Leyssene](#). Contact Florence for any *VOB* questions.



Top: *Set the World on Fire* • Sandy Mangels
Bottom: *Fashion Parade* • Jolanta Piecuch



The new 2022 *Vision of Beauty* calendar is available in the [NGC Store](#). The calendar showcases numerous designs: Traditional, Creative and Botanical Arts plus small pocket gardens. It is a great teaching tool to inspire and educate designers on new trends. *VOB* makes a wonderful gift for garden club members, family and friends. Sales to our members show their support and continue the success of this beautiful publication. Order your copies today!

Notebook • Monofocus



Flower Show School

Flower Shows Are FUN!

Jan Warshauer

Flower shows are special times when we share our knowledge and expertise with our fellow members and the community. We bring people together for the love of gardening and designing for FUN. The simple exercise of going into the garden and finding that beautiful bloom from a tree, shrub, perennial or bulb makes us smile. Perhaps it was a gift from a friend planted 20 years ago or a new plant just on the market last year, it does not matter. We just love it, so we cut it and bring it into the house and add a sprig of evergreen foliage to a small vase and place it on the windowsill - instant petite design. We might find a branch from that old craggy tree deposited by the wind and buy an exotic flower that does not grow in our climate at the supermarket and presto, a creative design is born.

We have learned gardening techniques from the programs we attend at our club meetings and have seen guest flower arrangers use interesting mechanics to make a design stand up and not fall over. It's all FUN. Let's think about making the work we do when we stage a flower show more fun. Simplify the whole process and share the responsibilities with **all** of the club members not just the tried and true.

Develop a plan for a Horticulture Study Group led by the more experienced members and learn what Horticulture Classification is all about. Wow, what you will learn! Classes for floral designing create self-satisfaction and the feeling of accomplishment when you get the balance right and the rhythm flows. Everything comes with time and practice.

Now is the time to take *A Fresh Look at Flower Shows*. Please reread the article in the Fall *TNG* about the Judges' mentoring program. The New Year brings inspiration. Enjoy the Show.

Jan Warshauer is the NGC Flower Show School Committee Chair.



INSTEAD OF ASHES, ART/EN LUGAR DE CENIZAS, ARTE Pilar Medellín de Miñarro

How not to feel pain when we see our forests burn. When remembering how we have rescued, from time to time, fragments of wood, capricious in their shapes, striking, picked up at random amongst scraps and rubble in the most unusual of places that nature invites us to visit.

In our latitudes the forest is not dramatic in its changing colors, it only softens them, caresses them a little, rests a bit and renews itself, releasing fragments of their tired or mutilated bodies. They become valuable in our hands, and we treasure them in corners of the house as if they were essential to us. There they remain for days, months, waiting to be "discovered" and found again. The process then becomes exciting and creative as we clean with care and then we mold here and there. This accomplished before the astonished and incredulous gaze of one who might see us put such effort and determination in a ... piece of scrap, with such care.

They cannot see what we see. What we guess might be behind that bark, that branch and that shapeless piece comes to life, accompanied by foliage and color. A hint of amazement appears in those who saw it before the transformation - and we place a smile of satisfaction and sarcasm on our face - of course, it was valuable!

It takes on shape, harmony in its posture and composition, beauty, discovered and adorned in its texture, distinction in its finish and even a touch of elegance while it occupies with grandeur its new space. It was rescued and now is, instead of ashes, art.

Pilar Medellín de Miñarro, is a TNG international feature writer. [Click to view more images of the Pilar's Recycled Wood Designs.](#)

Como no sentir dolor al ver quemarse nuestros bosques, al recordar cómo hemos rescatado, de vez en vez, fragmentos de madera, caprichosos en su forma, llamativos, levantados al azar entre retazos y escombros en los lugares más inusitados de parajes en la naturaleza que nos llama.

En nuestras latitudes el bosque no es drástico en cambiar colores, solo los suaviza, los acaricia un poco, descansa y se renueva, soltando fragmentos de sus cuerpos cansados o mutilados. Se vuelven valiosos en nuestras manos, y los atesoramos en rincones de casa como si fueran imprescindibles para nosotros. Allí permanecen días, meses, esperando ser "descubiertos", encontrados de nuevo, el proceso entonces se vuelve inquietante, creativo, limpiamos con esmero, moldeamos por aquí y por allá, ante la mirada atónita e incrédula de quien nos ve poner afán y empeño en un...desperdicio, con tanto cuidado.

Ellos no alcanzan a ver lo que nosotros vemos, lo que adivinamos detrás de esa corteza, de esa rama; y aquel trozo informe, cobra vida, acompañado de follajes y color. Un atisbo de asombro aparece en quienes lo vieron antes de la transformación - y colocamos en nuestro rostro una sonrisa de satisfacción y de sarcasm - claro que era valioso!

Toma forma, armonía en su postura y composición, belleza descubierta y engalanada en su textura, distinción en su acabado y hasta un toque elegante ocupando con prestancia su nuevo sitio. Y fue rescatado y ahora es, en lugar de cenizas, arte.

Pilar Medellín de Miñarro, es escritora internacional de artículos especiales para TNG. [Favor de hacer clic para ver más imágenes de sus Diseños de madera reciclada.](#)



Grow a Design

Grow a Landscape Filled with Cutting Flowers

Melinda Myers

Plan, now, for the gardening season to grow beautiful flowers for brightening the landscape and to enjoy indoors in garden-fresh bouquets. Add cutting flowers to existing gardens, plant a few rows with vegetables or create a cut flower garden.

Select a variety of flowers to fill your gardens and vases with colorful flowers all season long. Various annuals, perennials and bulbs provide color throughout the growing season. Trees and shrubs offer flowers, fruit, interesting twigs and foliage to add to your floral designs.

Evaluate the seasonal color and cut flower options in your existing landscape. Supplement these with new plantings. Purchase plants such as snapdragons, celosia, salvia, amaranth and statice from your favorite garden center or start your own from seeds indoors for earlier bloom. Stretch your budget and extend your garden's bloom time by sowing seeds of annuals like *Zinnias*, *Helianthus*, larkspur and *Cosmos* directly in the garden. Check the seed packet for proper timing and planting directions.

Look for new varieties suitable for cutting. Concert Bell sunflower (*Helianthus annuus* 'Concert Bell') is a 2022 All-America Selections winner. Each sturdy stem displays 10 to 12 flowers making an impressive addition to any arrangement. Proven Winners new Suncredible® Saturn sunflower (*Helianthus* hybrid) is an everblooming sunflower. It produces 4" flowers on 24-36" tall plants that do not need deadheading to continue blooming.

Spring blooming bulbs like tulips and daffodils and cool weather annuals like pansies and snapdragons start the season. Clip a few branches from spring flowering trees and shrubs such as *Forsythia*, quince and *Daphne* for your favorite bouquet. Then, see what is blooming in your perennial garden. Bleeding heart, *Iris*, *Hellebores*, peonies and others complete the selection.

You do not need to worry about the sap daffodils exude shortening the life of the other cut flowers in the arrangement. Properly conditioning the daffodils eliminates the risk to other spring favorites. Cut the stems of freshly picked daffodils to the desired length for conditioning. Place them in a clean container of cool water and floral preservative. Leave them in the water for at least six hours until the sap stops flowing. Do not recut the stems before adding them to mixed flower arrangements.

Consider planting some *Gladiolus* corms and *Dahlia* tubers this spring for added pizzazz in summer and fall bouquets. These combine nicely with other summer flowers and they continue to bloom well after other flowers have faded in the summer heat.

(Continued on page 21)



Spring Floral Design • Melinda Myers

Start planting *Gladiolus* in mid spring and continue every two weeks until midsummer for months of colorful flower spikes. *Glads* are available in a rainbow of colors, take up very little space in the garden and add vertical interest in containers. Harvest these when the bottom few flowers on the spike are open, or just starting to show color, then watch the rest unfold in the vase.

Dahlias come in a variety of flower sizes, shapes and color. Use one, two or three *Dahlias* in a vase, combine several different types or mix with other cut flowers. Pick *Dahlias* when they are at their prime and before the back petals begin to soften. Unlike most other flowers, *Dahlias* do not continue to open once removed from the plant.

Add summer and fall blooming perennial flowers, pods and seed heads to arrangements. *Salvia*, *Liatris*, *Rudbeckia*, *Echinacea*, *Solidago*, *Chrysanthemum*, *Aster*, ornamental grasses and more combine as nicely in an arrangement as they do in the garden.

Look for foliage that can elevate an ordinary homegrown bouquet from good to great. Incorporate the leaves of perennials such as *Hosta*, *Baptisia*, *Artemisia* and sage as well as flower farmer favorites such as Bells of Ireland, *Bupleurum* and Dusty Miller. Shrubs such as ninebark, boxwood, *Viburnum* and holly are another source of attractive foliage and some offer colorful berries as well.

Extend the beauty in the garden and keep the cut flowers coming with regular picking. The more you pick, the more flowers you will have. Share extra flowers with friends, neighbors or senior centers. Studies at Rutgers University found cut flowers immediately increased happiness and had a long-term positive impact on the recipient's mood. What a wonderful added benefit of growing your own cut flowers.

Melinda Myers is a gardening and horticulture expert. See Melinda's website for more information: melindamyers.com



Even Containers Can Be Cutting Gardens • Gerianne Holzman

The National Gardener/Winter 2022



Play Outdoors • Gerianne Holzman
Pink Flowers • Hermann & Richter

Indoor Gardening

Fight the Winter Blues

Kerry Dickson

Every January, after we pack away the holiday lights and the long, dark days of winter settle in, I always get a little blue. I am sure gardeners in colder zones can attest to this feeling; recognizing that spring is STILL five months away, longing to get hands in soil.

What should we do? Indoor gardening! Many years back, I decided that to cope with my winter blues, I was going to turn a room in our basement into my grow room. This seemingly small endeavor (much to my husband's chagrin) turned from converting a small shelf in the corner into an entire operation. Three seasons later, our grow room now has almost 30 grow lights, dozens of shelves, water tables, a ladybug tent (for pesky aphids!) and more. For the 2021 season, I grew over 1,000 plants from seed in my indoor garden space. To say I am addicted to indoor gardening is an understatement.

I am frequently asked questions on Instagram about our grow room and wanted to share my top indoor gardening "must-haves" for those looking to seriously consider the art of indoor gardening and seed starting.

1. **Quality Grow Lights** The most important part of any indoor grow operation is sufficient light for your plants. There are many varieties available. Amazon has competitive prices and there are tons of options. To narrow down your search, look for full spectrum LEDs to save on electricity.
2. **Mechanical Timers** Your plants require between 12 and 16 hours of light indoors. Using timers for consistency on light hours makes things much easier. It is critical that these are mechanical. During my first year of indoor gardening, I had electric timers. Enter a snowstorm, a loss of power and my timers resetting. I did not realize my plants were not getting their daily dose of sunshine for almost a week. Sadly, I lost a few of my favorites, including a Meyer lemon, during this time. Do not make this mistake; invest in mechanical timers from the beginning.
3. **Water Tables** Keeping a variety of plants indoors is no small feat for managing their water and sludge discharge. Instead of buying lots of plastic containers or plant saucers, consider investing in a few, large water tables. A personal favorite brand is *Botanicare*. You can buy them online, but beware the shipping charges can be huge depending on the size of the table. Look for a local supplier or a smaller water table.
4. **A Hose Hookup to Your Sink** If you are gardening in the kitchen, this likely is not an option. If you are gardening in a basement or location near a utility sink, consider buying an attachment to hook a retractable hose up to your water

(Continued on page 23)



Plant Cuttings • Kerry Dickson

source. This will make watering all of your plant babies a breeze. You will thank yourself for not having to refill a watering can repeatedly.

5. **Good Quality, Long Lasting Containers** Check out *Bootstrap Farmer* to find high quality, long lasting, plant trays, pots and grow domes. Their products are like nothing you will ever find at a garden center. They are durable with some of the pots holding up to 50 pounds each! They require a small upfront investment, but are worth the money if you plan to use them for many seasons to come.

6. **Fans** They are necessary. Air circulation is the key to preventing bug infestations and it promotes healthy and sturdy plant growth. Whether you use big fans or clip-on fans does not matter. Just keep the air moving!

7. **Organic Pest Control** There are many opinions on what type of pest control to utilize inside your house. I always prefer organic: sticky traps, castile soap sprays and even ladybugs in a butterfly tent! Do what works best for you and your environment.

While this does not come with a purchase recommendation, I strongly suggest making your plant room a HAPPY place, especially if you expect your plants to be happy too. Paint the walls, hang garden and

plant inspired artwork, decorate with string lights and play music. Make your indoor gardening space a destination in your home and you will find your winter blues might just melt away...just in time for a productive spring garden season!

Kerry Dickson and her husband Ryan have been gardening in zone 7A since 2015 on a 0.5-acre plot in the suburbs outside of Washington, DC. She is a marketer by day, and a serial gardener and seed starter by night. You can follow their gardening and beekeeping adventures on Instagram: [@theseedfairy](https://www.instagram.com/theseedfairy). Kerry is the Vice President of the Great Falls GC in Virginia.

Books you can't (and won't want) to put down

“Fun”, “Thoughtful”, “Addictive”, “Kept me up way past my bedtime”, “Intelligent”, “Horticultural”, and “Twisty-windy”.

These are the way readers describe Neal Sanders’ 15 mysteries.

They all feature strong, independent women – some of whom solve crimes, and others who commit them. Many of his books use garden club settings and ‘women of a certain age’ but don’t mistake these for ‘cozies’: his plots involve everything from romance scams to ‘protect your assets’ schemes.

Order his books in print and Kindle formats on Amazon. Go to www.TheHardingtonPress.com to explore his titles, read first chapters, or purchase directly from the author.

Neal is also one of the most entertaining speakers you’ll ever hear.

‘Gardening Is Murder’ is equal parts humor, psychology, and gardening wisdom; a husband’s point of view of what goes on in the garden. He has been a featured speaker at NGC events from Maine to Kentucky. Contact him at

Neal02052@Gmail.com.



Amaryllis



Amaryllis (Hippeastrum) 'Ambiance' • Joleen Stephan-Mease

Classy and Colorful

Joleen Stephan-Mease

Colder days lure us indoors to the warmth of home, where family and loved ones gather. When thinking about how to brighten your household this winter, consider the gorgeous lily-like blooms of *Amaryllis*, perhaps mixed with orchids or *Anthuriums*. Until spring, their flowers provide a sunny accent becoming the art and soul of winter.

A security officer working in the commercial office building, where I was the property manager, introduced me to *Amaryllis* 20 years ago. Knowing I was also a gardener, Dean thoughtfully gifted me my first bulb for Christmas. I was hooked. You will see kits that have the bulb, container and a package of potting soil, all ready to go. This makes a nice gift, or an easy way to get started with *Amaryllis*. I present potted *Amaryllis* as holiday host favors and fill my own entrance with previous years' bulbs that cheerily rebloom.

Amaryllis come in a variety of colors, soft to bold, pinks, reds, whites and variegated. There are so many to choose from: single, double, miniature or exotic Dutch. It is easy to find something to fit your taste and color scheme. You can buy bulbs at a variety of places including your local nursery or internet sources. For groupings, rather than struggling to

create the special conditions in which orchids and *Anthurium* thrive, I buy already blooming potted plants at the garden center or supermarket. These plants may fade, but hardy *Amaryllis* bulbs can last for many seasons.

With the correct care, *Amaryllis* blooms can persist up to 8 weeks. If not kept in optimal conditions the blooms may last about 4 weeks. No matter your skill level, a flower seems guaranteed. Few bulbs are easier to grow than *Amaryllis* and few bloom with such enthusiasm and splendor. Plant the bulb in neutral pH potting soil (not garden soil, which may not drain properly), water regularly when dry and provide bright, indirect light. A support stake is handy for keeping the blooms upright, but little else is required.

Choose your own fun container with drainage holes. Use a pot that is just slightly larger than the bulb, generally six to eight inches. Get cozy, allow only about one-half to one inch on either side of the bulb. This is important because you do not want an excessively wet mass of soil that could cause root rot. Substantial heavy pots, like clay, are preferable over plastic because lightweight pots may tip over under the weight of the blooms.

Add pebbles, broken clay or charcoal for drainage. Then place the soil in the container, adding the bulb (pointed-end-up,

(Continued on page 25)



Amaryllis (*Hippeastrum*) 'Double Dream' with Anthurium 'Loveable Hearts' • Joleen Stephan-Mease

roots down) to the potting mix. Pack soil gently around the bulb filling in any air pockets, and leave approximately one-quarter to one-third of the bulb remaining above the soil line to avoid water in the sprout.

Thoroughly saturate the newly potted *Amaryllis* with a drink of water and place it in a location where the temperature is 70-75°F with bright, indirect light. Then wait until the green shoots appear before watering again. Once it sprouts two inches, water the bulb regularly. Keep a potted *Amaryllis* moist but never soggy and do not mist. Most varieties will begin blooming six to eight weeks after planting, some take as long as ten weeks.

As the plant grows, turn the pot periodically to encourage the flower stalks to grow straight. Flower buds will appear at the top of each stalk, followed by a dramatic floral display. To prolong the blooms, move from bright light to new designated locations with less, indirect light. Flowers last longer when kept in a cool location.

After the flowers fade, cut withering flower stalk to within one inch of the top of the bulb. Continue to water and feed the plant, keeping it inside until the danger of frost has passed. Then, take it outside for the summer. *Amaryllis* will grow a number of leaves during the spring and summer. This helps the plant produce energy for the following year's bloom. I place my pots in an out-of-the-way area, relying on rain and occasionally watering.

Realize *Amaryllis* do not always bloom on cue for Christmas day. However, you will come close if, in September, you cut off the leaves and bring it inside in a dimly lit spot such as a cellar. I transition mine to the garage, which is around 55°F. Let the bulb rest, going dormant. Do not water and do provide good ventilation. Either let the bulb stay in the pot or take it out to let it dry out on a counter. Then, in six to eight weeks, the dormant bulbs are ready to burst. Repot and start the whole process again. Pot up new bulbs around Thanksgiving.

A room just is not complete without leaving your own colorful mark. Instead of relegating a tall *Amaryllis* to a windowsill, you can create a dramatic centerpiece by using a low vase and combining *Amaryllis* blooms with other flowers and foliage for unexpected beautiful combinations of varying heights. Consider adding a statue or other accessory to make a joyful hallway grouping. *Amaryllis* are becoming popular cut flowers, and, surprisingly, they often last longer in a vase, up to two weeks, than they do when left growing on the plant. *Amaryllis* make great photo subjects – gorgeous, never insolent. When positioning a pot during a Sunday afternoon photo shoot, I snapped a blossom. Devastated, I placed it in water to use as a centerpiece, delighted to continue to enjoy the bloom. In a pot or cut, *Amaryllis* is a wonderful accent to create joy and color over winter.

Joleen Stephan-Mease's experience/education is in property management, interior design, horticulture, architectural design, construction, marketing and photography with a passion for gardens, travel, people and the built environment. She is a member of the Charlotte, NC Garden Club.



Amaryllis (*Hippeastrum*) 'Sunshine Nymph' • Joleen Stephan-Mease

LDS News



Snowy Garden • Andrea Skrappeweis

Why Landscape Design School?

Greg Pokorski

Are you planning a landscaping project in 2022? Information learned in NGC's Landscape Design School (LDS) may help. The curriculum increases focus on your own ecosystem and home landscape. Class topics, among others, include:

- ❖ Developing your garden plan
- ❖ Color, plants and structures in the landscape
- ❖ Redesign of area
- ❖ Creating your own home garden landscaping plan

Attending these courses can prepare you to deal more effectively with landscape architects, landscape designers and other professionals. Classes also help the attendee to recognize and appreciate good design, good land use and to be in tune with the environment while avoiding the creation of hostile landscapes.

Is your club, district or state garden club planning projects and activities for the new year? Conducting an LDS can be a great team project to provide education to your members and to provide outreach to the public. This can lead to acquiring new members.

Why is Landscape Design School so popular? (Send me your

input on this.) For many years there have tended to be more LDS courses offered than Environmental or Gardening School courses. That is currently the case with seven courses scheduled. Over the past year, 24 courses have taken place. One of my theories is that Landscape Design School goes beyond some of the Gardening School information that some garden club members find more basic and incorporates a more extensive spectrum of subject matter. It presents history while illustrating changes in landscape design over a long timeframe. It addresses principles and elements of design, which appeals to many Flower Show School students and Judges. There is certainly a great benefit in taking all of the schools with a good deal of interaction between Landscape Design, Environmental and Gardening Schools.

Please send me your Landscape Design Council and Tri-Council newsletters to see how your states are using the information learned in LDS. What are your Landscape Design Consultants doing with their education? Are they giving back to clubs and communities? We want to share what you are doing with Consultants and Councils across the country so that others might try some of your ideas and activities. Some


(Continued on page 27)

states have Landscape Design award programs that challenge consultants to identify and reward good design. Presenting awards may be at club, district or state meetings. This outreach and related publicity can promote the good work of the award recipient, promote the existence/work of the garden club that is presenting the award and promote NGC and its schools. This is a positive outcome for all involved.

We have received a few inquiries about when the next Zoom course will take place. At least eleven courses have taken place by Zoom. There will be more. Watch the NGC website for updates. As courses are registered, the headquarters staff posts them on the website and indicate whether they are in the classroom or by Zoom. The decision to hold a course by Zoom or in the classroom is up to the sponsoring organization - garden club, district, state garden club or region. All of the courses that are currently scheduled are in the classroom, but both options are available and supported by NGC. Some reasons given for conducting the scheduled courses in person are the desire for these events to be something special. They may allow for greater interaction among students, between students and instructors and an unwillingness of some

instructors to teach by Zoom. Virtual courses involve increased paperwork and administration when attendees come from a number of different states. However, there are benefits to both formats and each format appeals to different audiences. If you are interested in a Zoom course, contact your State School Chair and offer to help with the administration.

[Greg Pokorski](#) is the NGC Landscape Design Schools Chair, Master Landscape Design, Environmental and Gardening Consultant. He is the Pacific Region Educational Schools Chair.



Leaves • Pixabay



CobraHead
The Best Tools In Earth!

Comfortable | Versatile | Super Tough!

CobraHead® Original,
Mini, Long Handle
& Broadfork



**10% discount for
NGC members**

Use code **NGC22**
at checkout or
call us with code.

Call us for group
discount pricing.

CobraHead.com
1.866.962.6272



January 28 - February 6, 2023



Hawaii Coast & Hibiscus • Gerianne Holzman
Lei image • Vecteezy

Join your National Garden Clubs friends and experience the magic of Hawaii's lush landscapes and local traditions as we explore the Hawaiian islands of Oahu, Hawaii and Kauai. Our itinerary illuminates Hawaii's unique history and culture as we visit some of the state's best scenic vistas, gardens and historic sites.

We start our adventure with a comprehensive tour of Honolulu and Oahu while enjoying a 4-night stay at the Hilton Waikiki Hotel. Highlights of our Oahu experience include:

- ❖ Foster Botanical Garden
- ❖ Pearl Harbor National Memorial
- ❖ Punchbowl National Memorial Cemetery of the Pacific
- ❖ Waimea Valley's many botanical gardens with over 5,000 types of tropical and subtropical plants
- ❖ Kualoa Ranch Private Nature Reserve
- ❖ Scenic drives around Oahu's coast
- ❖ Byodo-In Temple, one of the "World's 20 most Beautiful Buddhist temples" per National Geographic
- ❖ Dinner at Haiku Gardens

A short flight takes us to the island of Hawaii (The Big Island) where we will base in Hilo for two nights at the Grand Naniloa Hotel Hilo. Hawaii highlights include:

- ❖ Hawaii Volcanoes National Park
- ❖ Liliuokalani Gardens
- ❖ Hawaii Tropical Bioreserve and Garden
- ❖ OK Farms to experience the tropical flavors of Hawaii with the farm's locally grown fruit, coffee, macadamia nuts, spices, cacao (chocolate) and a view of the famous Rainbow Falls from a private overlook

Last and perhaps the best is our final destination of The Garden Island of Kauai where we will spend four glorious days of touring from our base at the Sheraton Coconut Beach. In Kauai, we will enjoy guided tours of:

- ❖ Na Aina Kai Gardens
- ❖ Smith Family Gardens
- ❖ Allerton Gardens, one of the "50 Places of a Lifetime" by National Geographic Traveler
- ❖ McBryde Conservation and Research Garden
- ❖ Plus a boat ride on the Wailua River to the beautiful Fern Grotto, a fern-covered lava cave

This glorious 10-day, 9-night Hawaii tour is \$5,500 per person double occupancy. The price includes nine nights in ocean view rooms and inter-island flights. (Mainland to Islands flights not included.)

For detailed information about this tour, please contact [Mary Ann Bryant](#). Mary Ann Bryant is the NGC Tour Chair creating exciting and educational, worldwide travel itineraries for members and guests.

“Why NGC Schools? What is in it for me?”

A Garden Club Member



Book Page • Monofocus
Inset: Beehouse • Suzanne Askew

Besides the Obvious, the *Hidden Benefits of Hosting Landscape Design School* Suzanne Askew

In 2021, at the prompting our new president, Julie Wilson, the Tennessee Federation of Garden Clubs decided to start a Landscape Design School after a break of many years. It is all about the usual paperwork, finding good speakers, anticipating participants and securing a site. It is also about reckoning with the knowledge that this will repeat four times to complete the school. After stumbling through the paper work, we did it!

We accomplished the first course in August, but looking back, we marveled at what else took place.

1. Collaborating with Memphis Botanic Garden (MBG) was a win-win. They helped us organizationally by taking registrations and room set up. We helped get COVID-19 hesitant members back in the door for this event. Landscape Design School is “on mission” for the MBG Adult Education Department and our supplemental subject was a choice of the many beautiful themed gardens right outside the door, that few had visited.
2. This turned out to be an excellent recruitment opportunity for new members. Analysis of the course roster shows that 46 attended, 30 were NGC members, 16 were not. Twenty-three members and seven non-members took and passed the exam. We told non-members that if, by chance, they joined a NGC club within a year, they could count the credit. Somehow, with all the maneuvering of a “Congressional hearing,” we found them clubs during the school that welcomed them as new members!

3. Our speakers demonstrated we have a caring, capable

landscape design community that is willing to give their time and talents to our organization. We got to know them and they got to know us.

4. Financially we split the profits with MBG, so we both now have a reason to do course two. Thanks to our profits, we can adjust our fees, reconsider food options, pay more for speakers and grow the program.
5. The Landscape Design School has grown and changed with the times. We can proudly say we are current on really important environmental issues, maybe even ahead of them. Years ago a very wise mentor in NGC said that she found we were more aware of issues, trends and problems in our environment than most gardening groups. Review of the Landscape Design course work confirms this.

Therefore, besides starting a school in a pandemic, we discovered hope for the future, camaraderie and common ground. The beautifully designed gardens we visited both virtually and in-person on the MBG grounds became even more important considering the goodwill they fostered.

Finally Getting Together after Two Years!

Jan Myrick

Dallas Flower Show Judges Founders Group sponsored Flower Show School III in October, 2021. We were more than ready to meet in person, and provide an in-depth learning opportunity for students, accredited judges and other enthusiastic participants.

(Continued on page 30)

NGC Accredited Horticulture Instructor Pam Braun taught Flower Show Procedure and schedule writing requirements. She discussed the importance of promoting the goals and objectives of NGC and encouraged garden club members to sponsor flower shows in their communities. Flower shows provide an educational environment where the public can enjoy floral design and learn about horticulture, gardening and civic projects.

Classes continued with Pam's Horticulture instruction on combination plantings and *Illex*. She discussed the qualities and details to look for when judging. There are numerous types of combination plantings including dish gardens, terrariums and troughs. Many people grow and exhibit these in flower shows. Container gardens (combination plantings) are a hot gardening trend to share with members and others.

Flower Show School would not be complete without the study of Floral Design. It was an honor to have NGC Symposium Chair, Julia Clevett, as our instructor. Julia discussed the characteristics, principals and elements of Creative and Creative Line Mass Designs bringing the designs to life with her insight, knowledge and design critiques. Attendees were all inspired by the opportunity to learn and return to school!

Suzanne Askew is the Local Landscape Design School Chair for the Tennessee Landscape Design School. Jan Myrick is President of the Dallas Flower Show Judges Founders Group. Check the NGC website for future [Environmental](#), [Flower Show](#), [Gardening](#) and [Landscape Design](#) Schools.



*Creative Line Mass Design and
Combination Planting Wreath • Jan Myrick*



*LEARN
SOMETHING
NEW
ATTEND A
SCHOOL!*

Happy Gardener



True Confessions Charlotte Swanson

A true confession: I am a worm wrangler. I dared not confess this role to my dear mother who abhorred worms of any description. As children, we played under the shade of mimosa trees that do sometimes harbor tiny green worms. If my mom had an inkling that we sat under those trees, she would carefully inspect us before letting us back into the house.

How did the daughter of such a worm-fearing mother get into raising worms? Garden Club! At a district meeting, a young mom introduced our group to vermicomposting, the practice of using worms to process organic scraps into compost. The presenter at our meeting was so thrilled with her vermicomposting venture and the precious nutrients that they provide for her garden that I tilted towards trying it. Quiet, inexpensive pets that would eat my garbage and give me the black gold that gardeners' prize sounded like a win-win scenario.

The instructions are simple: get two opaque plastic tubs, drill tiny holes in one of the lids and in the bottom of one of the tubs, set one of the tubs inside the other, tear black and white newspaper pages into strips, fill the tub about half-full of the strips and dampen them. Purchase some red wiggler worms online and add to the tub. Share your table scraps and veggie/fruit bits with the worms. Do not give them dairy, meat or greasy food. Omit citrus items but be sure to treat them to banana peels, as it is a favorite among the wigglers. They are especially adept at turning cantaloupe rinds into lacy doilies. Another item to add is coffee grounds or a handful of soil for a bit of grit in their diet. A couple of months will pass before their compost is ready for harvest.

It was easy! After I got comfortable with the whole process I began to share my worms (but not my compost, sorry) and found that children at a grammar school like petting my worms and hearing their story. My five-year old class at church squealed with delight as they handled the worms - some said, "no, thank-you."

I am a very small scale wrangler and do not plan to expand the ranch, but I do appreciate those who have developed this skill into large operations that churn out mounds of fabulous vermicompost that benefit plant life and make gardeners smile. I always thought it best, though, to keep my worm activities a secret from my mom. There is no need to stir up concerns about my safety or welfare. Besides, we all have our "ick" factors. If you throw a slug on me, I will scream!

Charlotte Swanson is a NGC Gardening Consultant and a long time writer for *The National Gardener*.

Janie Bitner's Roots Run Deep in the Great Smoky Mountains

Aaron Searcy



Preserved Plant Specimens • Joyce Ardyn Durham

Janie Bitner loves plants and gardening, spanning from the local level leading her garden club to the global stage cataloguing plants in the most biologically diverse national park in the United States. Her dedication and commitment are unquestionable considering her deep roots in gardening and gardening organizations. She is a member of the many plant organizations and volunteers for the University of Tennessee Gardens. Her leadership roles include Tuckaleechee Garden Club President and a plethora of roles at the state level with the Tennessee Federation of Garden Clubs: District IV Vice Director; Chairman of Wildflowers, Native Plants and Trees; and board member, District IV Endowment Trust Chairman.

It may be Janie's commitment to plant identification and preservation in the Great Smoky Mountains that will have the most enduring impact and lasting legacy. Janie is a long-time volunteer in the Natural History Collections at Great Smoky Mountains National Park, working in the herbarium at the Twin Creeks Science and Education Center, cataloguing the incredibly diverse plants of the Smokies. Great Smoky Mountains National Park is the most biodiverse park in the national park system; 20,000 unique species have been documented, including over 1,600 species of flowering plants. Due partly to this incredible plant diversity, Great Smoky Mountains National Park is an International Biosphere Reserve and a World Heritage Site. Janie Bitner has updated, re-cataloged or cataloged an astounding 8,135 plant specimens, representing over half of the herbarium at Great Smoky Mountains National Park.

Janie's work cataloguing the incredible volume and variety of plants in the Smokies was recently recognized by [Great Smoky Mountains Association](#) (GSMA). GSMA operates as a nonprofit partner to the National Park Service, with the primary purpose of supporting *the scientific, historical, and interpretive activities of Great Smoky Mountains National Park*. Read an [excellent article](#) detailing Janie's efforts to preserve the Smokies' diverse plant life.



Janie Bitner Examines Plants in Natural History Collection, GSNP • National Park Service

Janie was the featured presenter in October 2021 for [Discover Life in America](#) sharing her extensive knowledge and experience in cataloguing and protecting over 8,000 plant species ranging from the most common to the rarest, as well as the most endangered and threatened species in the Smokies. When asked about her commitment to preserving plants in the Smokies, Janie offered the following thoughts, "I volunteer in the park because I want to give back to a beautiful place I have been visiting since I was a child. My daddy brought us to the Smoky Mountains for picnics, hikes, and swimming holes! I also love the fact that with the support of our park partners we are discovering new species to science. Preserving these specimens is paramount."

Janie Bitner exemplifies the mission and goals of the NGC through her deeply-rooted work in her local club and her leadership roles at the state level in Tennessee. Her long-term efforts cataloguing the multitude of plant species in the Smokies further demonstrate her commitment to the NGC Conservation Pledge: "... to protect and conserve the natural resources of the planet earth and promise to promote education so we may become caretakers of our air, water, forest, land, and wildlife."

Aaron Searcy is the Publications Associate for the Great Smoky Mountains Association. This article was originally published in the Asheville, NC *Citizen Times*, permission to print was granted by the author. Thanks to Allison Pearson, Tuckaleechee Garden Club, for this submission.

Secession Street Pollinator Garden

Ann Widener Gribb

In the fall of 2019, members of Palmetto Garden Club (PGC) noticed an overgrown and essentially ignored small public park on a corner of Bay Street in Beaufort, SC. It is directly across from the historic and pristine Beaufort waterfront. Feeling that this little pocket park called Secession Park was so underutilized, yet had so much potential, the club suggested a partnership with the city of Beaufort to create a perennial pollinator-planting project. Located on the corners of Bay, Church and Craven streets, thousands of residents and tourists walk and drive by this prime location every day, most taking little notice. The garden club could fix that and did!

Members used their gardening and design talents to enhance the beauty and increase utilization of the park by creating a pollinator habitat garden while participating in a community improvement project. They drew a design plan and submitted it for approval by the Downtown Operations and Community Services Department led by Linda Roper. Initially, the club would replace a hedge and plant pollinator plants, flowers and herbs in the existing bed along Church Street, creating both an attractive and functional garden habitat for birds, bees and butterflies. This new garden plan was to be visually appealing year-round. PGC received city approval and funding from a grant awarded by the PLANT AMERICA Community Project in December of 2020.

Early in 2021, garden club members began the site preparation work by removing the existing hedge, along Church Street, with the generous help of two club members who had access to a backhoe. Members dug out remaining roots, prepared the beds and added soil amendments. They also removed excess Spanish moss from Crape Myrtle trees that blocked the sunlight.

Planting began in late March with a new hedge of dwarf *Podocarpus* (*Podocarpus macrophyllus* 'Pringles') plants. Flowering plants included two *Salvia* varieties, 'Black and Blue' and 'Hot Lips' with their delicate red and white bicolor blooms and also Firecracker (*Russelia equisetiformis*) plants. In spring, more of plants went into the ground including Milkweed (*Asclepias tuberosa*), Bush Daisy (*Europs pectinatus*) and herbs - fennel, flat leaf parsley and blue spires basil. Completion of the garden occurred in June with the planting of Lantana ('Lucky Sunrise Rose') and PowWow Wild Berry Coneflower plants.

Throughout the summer and early fall, garden club members took turns watering and weeding the garden. It was rewarding work with the cool southerly sea breeze keeping members cool as they enjoyed many wonderful compliments on the beauty of the garden from residents and travelers alike. Many came to sit, stay awhile and enjoy their cup of coffee in this quiet setting filled with color, bees and butterflies.

Special thanks to Palmetto Garden Club members, City of Beaufort and Linda Roper, Garden Club of South Carolina and the National Garden Clubs PLANT AMERICA Community Project Grant Program. Without you, this project would still just be an idea.

Ann Widener Gribb is a member of the Palmetto Garden Club of Beaufort, South Carolina. The club was organized in August of 1971 receiving their charter with the National Garden Club in 1972. They are a group of 26 women who gather to promote the love and practice of gardening, conservation of natural resources and civic beauty.





Dirty Tools and Cleaning Equipment,
Inset: Cleaned Tools • Suzy Andrego



Tool Time Suzy Andrego

Put your winter gardening down time to good use by preparing your garden and design tools for spring gardening and flower shows. Winter is the perfect time to clean, sharpen and repair your tools. It is definitely not the most glamorous or favorite task; but doing this now will set you up for a great growing season.

The first thing is to wipe each tool down with some Dawn® dishwashing liquid. This removes grease and oil that has built up on your tools from the past growing season. Follow this with a good warm water rinse, making sure to dry them well after their bath. If there is some grease or grime that will not come off, use Goof Off® or Goo Gone® on a paper towel to remove it. The next step is to use CameO Cleanser® and a green top Scotch® scrubbing pad and work the remainder of


the dirt and grime off all sides of each tool. (I prefer to use a new one for faster results.) You will need to wash them off one more time to get the CameO® residue off.

Once you have finished that task, inspect each tool for any needed repairs. After making any necessary repairs, use WD-40® to oil all moving joints. After the tool's joints are oiled, take a flat edge sharpener and sharpen all the tools that have blades. The final task is spraying each tool with Lysol disinfectant. This ensures a successful start to the growing season with clean, sharp and sterile tools.


Suzy Andrego is a former New Mexico Garden Clubs State President and currently serves on the NGC Social Media and Flower Show Schools committees. This article originally appeared in *Keeping in Touch*, March 2021. [Click here to see a Suzy's Tool Cleaning Video.](#)



Scrubbing • Suzy Andrego



Oiling • Suzy Andrego



Sharpening • Suzy Andrego



New Garden with Rocks Marking Markers' Locations • Kathy Wolverton



Bench • Kathy Wolverton

For Veterans

MNLA Honors Kent Garden Club Kathy Wolverton

The Michigan Nursery and Landscape Association's (MNLA) Community Landscape Beautification Award Program recognizes outstanding communities for their excellence in improving the physical and aesthetic environment of their neighborhoods and in raising the awareness of the positive economic growth and environmental impacts that quality landscaping brings to Michigan's communities. These projects are designed to enhance the visual image of neighborhoods, improve livability, build civic pride and promote community spirit. Congratulations to the 2021 Community Landscape Beautification Award Winner, Kent Garden Club and their project "Grand Rapids Home For Veterans Memorial Garden."

When news of a new Grand Rapids Home for Veterans was announced, a discussion with the home's administrator ensued with the proposal of a garden space on the property reserved for planting by the Kent Garden Club (KGC). They would focus on placing Blue Star/Gold Star memorial markers within the garden. A small committee of KGC members met with representatives from the Veteran's Home, construction and landscape design companies and several officials from the VA administration. The team discussed KGC's intent and purpose for the garden along with placement options with a space chosen next to the new chapel.

Eighteen months later, construction of the home was underway. The KGC committee of four met with the landscape nursery that was contracted to do all the work on the grounds of the new home. We presented our very simple but affordable garden sketch with planting on both sides of a mulch path and two stones to mount the markers.

KGC is a 501(c)3 organization with one fundraiser a year, with annual dues of \$20. This supports our programs, charitable

donations, and operating budget. The beautiful new plan agreed upon between the landscaper and KGC was over budget by far. It was obvious that we needed to raise funds so we decided to sell walkway pavers in memory or in honor of a veteran. Two small grants completed the project.

In late April, we had sold more pavers than we had space. Rather than disappoint the donors, we decided to enlarge the walkway doubling the width. At this point the cost exceeded those pavers sold so we made the announcement to again sell pavers. This solicitation was limited to 40 American Legion and 15 VFW posts, the veteran's home and our club members. Plantings completed the project in June. All costs were covered as was the cost of the two memorial markers. Donations paid for two benches. Members will dedicate the markers when placed. KGC will tend the garden, change out the plantings as seasons dictate, plant bulbs and perennials, and lay a living wreath every Veteran's Day.

Of planting concern was the addition of trees for future shade to the benches. A native sugar maple was placed. Drought resistant grasses (Autumn Moor) were planted, an existing tree was relocated and in the center of the flower garden is a *Prunus 'Accolade'* cherry tree. (KGC has planted 50 Kwanzan cherry trees, both at the Grand Rapids Public Museum and along the east bank parks area of the downtown Grand River.) Thus, a cherry tree was our choice here.

This project is an inspiration to all who have contributed, to those who have and will visit the garden and to the residents and staff at the home. It is a place to reflect, find peace and honor and remember those who served our country.

Kathy Wolverton is the Kent Garden Club Grand Rapids Home for Veterans Garden Project Chair.

Garden Construction • Kathy Wolverton



Emergency Hospital Entrance Garden,
Inset: Hospital Courtyard Garden • Ana Calegari

Hospital Garden/Jardín del Hospital

Ana Calegari

Six landscape consultants from the NGC Educational Schools were summoned by the Board of the Medical Assistance Center (CAM) to design the green areas of a new Emergency Hospital in the City of Salto, Uruguay.

Two interior gardens of 5400 square feet each were designed and installed. A garden in front of the emergency entrance of the building, a rest area for public use planted with native species and trees for the staff parking lot were included. Our entire project was carried out pro bono as a contribution to the community. The institution supplied labor and all the specimens and elements required to complete the project.

The project consisted of low-maintenance gardens that, seen from the inside and subject to pedestrian traffic in the external public areas, would convey a feeling of a closeness to nature for patients, family members and staff. In order to highlight the identity of the community, we used native plants in the outside rest area of the building and benches were incorporated to enable a harmonious environment.

An architectural project of this nature would have been unthinkable in the 19th century, due to the erroneous belief that this would favor communicable diseases. Today we have a new paradigm, thanks to the fact that science has changed this concept, where nature is a great ally to combat stress. This is how "Therapeutic Gardens" were born in healthcare facilities. The main objective of these gardens is to enhance the benefits of nature for physical, mental, emotional and spiritual recovery of patients, their families and the staff who work there.

Seis consultoras de paisajismo de las Escuelas Educativas del NGC fuimos convocadas por la Directiva del Centro de Asistencia Médica (CAM) para diseñar las áreas verdes de un nuevo Hospital de Agudos en la Ciudad de Salto, Uruguay.

Se proyectaron y ejecutaron 2 jardines interiores de 500 m2 cada uno, un jardín al frente del edificio en la entrada de emergencia, un área de descanso de uso público con especies nativas y el arbolado del estacionamiento del personal. Todo nuestro proyecto se realizó ad honorem como una contribución a la comunidad, estando a cargo de la institución la mano de obra y todo los especímenes y otros elementos utilizados.

Las premisas fueron: jardines de bajo mantenimiento que, vistos desde el interior y vividos en las áreas públicas externas, transmitieran la sensación de una naturaleza cercana para pacientes, familiares y funcionarios. Para potenciar la identidad de la comunidad, se utilizaron plantas nativas en el área de descanso exterior del edificio y se incorporaron bancos para reflexionar en armonía.

En el siglo XIX era impensable un proyecto arquitectónico con estas características por la creencia errónea que se favorecían las enfermedades transmisibles. Hoy tenemos un nuevo paradigma, gracias a que la ciencia ha hecho cambiar este concepto, en donde la naturaleza es una gran aliada para combatir el stress. Así nacen los "Jardines Terapéuticos" en áreas asistenciales, donde el objetivo principal es potenciar los beneficios de la naturaleza para la recuperación física, psíquica, anímica y espiritual de los pacientes, sus familias y de los funcionarios que allí trabajan.

Ana Calegari, is a TNG international feature writer. **Click to view more images of the [Hospital Garden](#).**

Ana Calegari, es escritora internacional de artículos especiales para TNG. **Favor de hacer clic para ver más imágenes del [Jardín del Hospital](#).**



Let's
COOK!

SHRIMP, NEW POTATO & CHIVE CHOWDER

ADAPTED FROM SOUTHERN LIVING,
NOV. 2015, PAT GREATHEAD

Ingredients

- 2 T coconut oil, organic, non GMO
- 2 medium red onions, chopped
- 2 C vegetable bouillon, I use Better Than Bouillon brand – it's organic and vegan
- 1.5 lbs. new red potatoes, washed and cut in mouth-size pieces (peeling unnecessary)
- 1 C 1% milk
- 4 oz. low-fat cream cheese
- ¼ t pepper
- 1.5 C shrimp*
- 2 t Tabasco sauce or to taste
- Chives – sprinkle cut pieces on top if desired

Melt coconut oil in large sauce pan. Add onions, cook stirring often for two minutes.

Add potatoes, vegetable bouillon, milk, cheese, and pepper. Bring to a boil, reduce to medium-low, and cook, stirring occasionally for 15 minutes, or until potatoes are fork tender.

Stir in the shrimp and hot sauce. If shrimp is raw, cook three minutes. If pre-cooked, heat until warmed.

Makes two bowls of soup, recipe is easily doubled.

*I use precooked medium or small shrimp without tail/shells, use more or less shrimp to taste

Pat Greathead loves to cook and grow vegetables. She shares her delicious recipes at many garden club events.

Click here for a [printable recipe](#)

NGC NEWS



HEADQUARTERS NEWS 1

Rebecka Flowers retired as NGC Receptionist and Schools' Secretary. She remains with NGC in a new role. We thank Rebecka for her many years of service, patience and knowledge working with the Schools Committees to create our amazing programs.



HEADQUARTERS NEWS 2

Welcome to Chris Brown as our new Schools Secretary. Chris will train with Rebecka to become familiar with the many intricacies of our Schools' Programs. We appreciate everyone's patience during this time of transition.



CORRECTIONS From Fall Issue of *TNG*

The fall issue of *The National Gardener* listed two names incorrectly. We apologize to Peggy Riccio and Candace Wells for these errors.



WORKING HARD FOR YOU

You asked and they listened! The Membership Committee heard your requests to help you recruit and retain your members while revitalizing your club and more. Learn tips, ideas and suggestions from the committee and fellow garden club members at NGC Membership Mondays (2nd Monday of every month) at 2:00PM Eastern Time, brought to you via Zoom. See the full article on page 41.



EDUCATION FROM HOME

During this time of staying home, you can still join other NGC members to learn from the comfort of your desk, couch or backyard. The Virtual Team brings you new educational opportunities every month. You will learn things as varied as the genius of Frederick Law Olmsted, the billion dollar bulb industry, tech tips of creating a Power Point presentation and graphic design through CANVA. All this and more is FREE to members. See pages 50 and 58 for more information.



WHY SUBSCRIBE TO *TNG*?

In addition to receiving professional articles related to floral design, horticulture, landscaping, gardening and the environment, you are the first to get updated news from NGC. Plus, all subscribers automatically receive notification of NGC-sponsored education events from the Membership Committee, Virtual Resources Team and more. [Subscribe](#) today and stay informed.



NGC Wants YOU to Run for Office

Marge McGoff, Nominating Committee

Are you looking to expand your garden club horizons? Are you interested in moving NGC forward? Do you have great ideas, time and energy? The NGC Nominating Committee is accepting applications for the NGC elected offices of First Vice-President, Second-Vice President, Third-Vice President, Treasurer and Recording Secretary.

1. A candidate must meet the eligibility requirements for the office as stated in the NGC Bylaws, Article VIII, Section 1, Officers - Eligibility.
2. A candidate must have the official endorsement of the State Garden Club Governing Board for a specific office, signed and dated by the State President, NGC Bylaws, Article VIII, Section 1.F
3. A candidate may apply for only one office. (Exception: If a vacancy occurs in First, Second or Third Vice-President, a candidate may be considered for a position one-step higher than the endorsement.)
4. The application includes:
 - a. Sent by the candidate to the NGC Nominating Committee Chair
 - i. NGC Official Endorsement Form stating specifically the office which the candidate is applying, signed and dated and in a sealed envelope by the State Garden Club President
 - ii. One-page NGC Resume Form of the candidate's related qualifications and experience
 - b. Sent directly by the candidate's references to the NGC Nominating Committee Chair
 - i. A maximum of three one-page letters of recommendation requested by the candidate.
 - ii. If the candidate is currently an NGC Officer, they do not have to file an additional three (3) letters of recommendation. The letters of recommendation were filed with the original forms when they were selected for their position as an NGC Officer.

Application information is on the NGC Website in the Board Member section, Administrative Forms, NGC Official Endorsement Form 2023-2025, BOD Candidate Resume and Nominating Committee Procedure Manual. Details for selecting officers are in the NGC Bylaws Article VIII, Section 2 and Article IX, Section 2.I.

All applications, endorsements and additional forms must be sent, via postal mail or email, to the Nominating Committee Chair no later than March 15, 2022, Marge McGoff, 217 Belvedere Terrace # 17, Charlevoix, MI 49720 or Margem@chartermi.net

WORKSHOP WEDNESDAYS
"HOW TO"/SKILLS
COMPUTER SOFTWARE TOOLS
 Sponsored by the Virtual Resource Team

Monthly
 3rd Wednesday starting January 19, 2022
 30 minutes //2 sessions: 11 am/3 pm EDT
 questions: virtualteam@gardenclub.org



Rhinos Enjoy a Recycled Christmas Tree,
Inset: Lemur Climbing • Andrea Alvisurez



La Aurora Zoo/Zoológico La Aurora, Guatemala

Andrea Alvisurez

Starting in 2021, the La Aurora National Zoological Park launched a spruce tree collection campaign with the name "The waste of some may be the treasure of others." The announcement was made with a double purpose: to provide a recreation tool for the animals and to support the recycling of trees after the Christmas season.

Most importantly, the collection was to become "a purpose to promote the environmental enrichment program of the La Aurora Zoo," said Ana Lucía Vásquez, marketing manager of the La Aurora National Zoo.

Vásquez explained that this program seeks to strengthen the routine of the animals and to reinforce their mental and physical abilities. "It is not the first time these types of activities have been implemented, depending on the season, they are created to generate recreation for the animals."

So, what is the purpose of spruce trees in the animal environment? If the smell of the spruce is pleasant and attractive to humans, that smell is so much more to animals, because their sense of smell is far more developed.

And, beyond the smell, cats, bears, rhinos and elephants find the texture of the trees very amusing. They can scratch on the branches and sharpen their claws as they remove the bark from the trees. The acceptance of this program by the Guatemalan community was so great that more than 300 trees were collected over a period of 4 days.

Andrea Alvisurez, TGW is a Guatemalan journalist. Blanca Niño Norton is a TNG international feature editor. **Click to view more images of the encouragement and reinforcement of animal skills with a new recycling campaign at the [La Aurora Zoo](#).**

Iniciado el 2021, el equipo del Parque Zoológico Nacional La Aurora lanzó una campaña de recolección de árboles de pinabete con el nombre "El desperdicio de algunos puede ser el tesoro de otros". La convocatoria se realizó con un doble propósito: brindar un elemento de recreación para los animales, y apoyar en el reciclaje de los árboles tras la época navideña.

Más allá de la recolección, "el fondo es para fomentar el programa de enriquecimiento ambiental del Zoo La Aurora", indicó Ana Lucía Vásquez, gerente de mercadeo del Parque Zoológico Nacional La Aurora.

Vásquez explicó que este programa busca inferir en la rutina de los animales y reforzar las habilidades mentales y físicas que puedan tener. "No es la primera vez que se fomenta este tipo de actividades que, dependiendo de la temporada, se realizan para generar recreación para los animales".

¿Perdón, para qué sirven los árboles de pinabete en ambientes de animales? Si para los humanos el olor del pinabete es agradable y atraíble, para los animales lo es más, pues su sentido del olfato es mucho más desarrollado.

A los felinos, a los osos, a los rinocerontes y a los elefantes les llama un poco más la atención por la textura del árbol, ya que pueden rascar el tronco y al quitar la corteza del árbol afilan sus garras. La aceptación de este programa por la comunidad guatemalteca fue tan importante que, en cuestión de 4 días, se recolectaron más de 300 árboles.

Andrea Alvisurez, TGW es periodista guatemalteca. Blanca Niño Norton es editora internacional de artículos especiales para TNG. **Favor de hacer clic para ver más imágenes incentivo y refuerzo de habilidades de animales con una nueva campaña de recolección [Zoológico La Aurora, Guatemala](#).**

The best collection of garden club members in one place.

Membership MONDAYS

We're so excited to have you with us!

Membership Mondays - Recruit, Retain, And Revitalize Your Membership

Trish Bender

- * Would your club benefit from new members?
- * Do your meetings devote more time to policies and protocol than plants?
- * Are your members' meetings open to the public?
- * Do guests feel welcome?
- * Do you advertise your meetings? Can anyone join?

These are just a few of the questions that members asked and answered during our *MEMBERSHIP MONDAY - RECRUIT* workshop event, held November 8, 2021. *MEMBERSHIP MONDAY* is a new virtual outreach program produced and facilitated by the NGC Membership Committee that occurs on the 2nd Monday of each month from 2 - 3:30 PM Eastern Time.

Let us face it. We all have different answers to the questions above, but we would hazard a guess that many of you reading this have very strong responses. Maybe you even have a few questions of your own that you would like to pose. Consider this your open invitation.

The NGC Membership Committee, a dynamic team of nine leaders with over 50 state and regional helpers, created *MEMBERSHIP MONDAY* to give you, our members, another avenue of connection that you have requested for years. A connection now made possible by our new virtual world. Until now, members could attend NGC conventions or contact a chairperson one on one, but rarely did we have a chance to really network with each other openly in a productive, substantive dialogue. Now we do!

With a recipe of one part presentation to three parts conversation, each month, we present a membership-related workshop and then open the floor for your questions and suggestions. In this way, you can be the driver of your own bus, enabled to share great ideas with each other about growing membership while helping each other resolve commonly encountered issues. Throughout the pandemic, many states and several regions used this platform with great success and some have continued this trend. NGC's *MEMBERSHIP MONDAY*'s intent is to complement these efforts by opening the discussion to a wider audience.

Our pilot workshop *The 3-Rs of Membership* held October 18, introduced the program to state presidents and membership chairs. This overview introduced key elements of the 3-Rs: **Recruitment**, member **Retention** and novel ideas to help **Revitalize** pre-existing clubs that may feel stuck in a rut. You may have already read about these tools in your state publications.

The November Workshop [RECRUIT](#) drilled down even further into successful models of membership recruitment including how to achieve an attitude of openness, how to cultivate a mindset of attraction and how to consistently and affordably advertise in all ways. See other Membership Monday videos and information in the [Member Resources Library](#).

(Continued on page 42)

While many of these tools seem relatively obvious, either we forget to use them or we run out of novel ways to apply them. This is the true beauty of the workshop platform. Members share how they use the tools and everyone gets to benefit from the wealth of creativity. As one member wrote, "I really enjoyed hearing how some clubs advertise events. We tried a few things, but were always hesitant to spend our limited budget on advertising. Now we have seven new ways to advertise our club's events without breaking the budget. We are already discussing t-shirts and bumper stickers." Another added, "Who knew we could invite the public! We never considered that part of our club's mission was to educate the community. Up until now, we have had only closed meetings. We are excited to try out the idea of a Saturday design workshop and plant exchange. Thanks NGC."

We do not pretend to have all of the answers. After all, we ARE you, and just like you, we are hungry to hear how you achieve success in **Learning, Growing, Connecting and Serving** your communities. That is the mantra of our elevator speech, a sample statement to help answer the commonly asked question, "Why join a garden club?" Here at NGC, we are often considered the hub of the garden club wheel and our main goal is to unite members, across the Americas, around our

objectives: to garden, landscape, create, conserve, preserve, make our communities and our countries more beautiful and more sustainable. Why? Because we are stronger together. It is that simple.

We are also incredibly diverse. With 50 states and 19 international affiliates, we have members from all lifestyles. It is exposure to our uniqueness that allows us to grow in new ways. What works in New Mexico may not always work the same way in Maine, but the tools are the same. Only the applications vary, and most solutions are scalable. In other words, smaller clubs can use the same ideas as gigantic clubs, scaling them to their own size.

Future **MEMBERSHIP MONDAY** workshops address **Retention, Revitalization, Leadership and Member Orientation**. A calendar of all workshops and registration for each is on the NGC Website under [Member Resources](#). In addition, recorded videos, Q&A and presentations are accessed here for those who miss the live events. This page also houses membership brochures, books, handouts and other resources. We are very excited to provide a virtual library to help you succeed.

Trish Bender is NGC Membership Committee Chair and is part of the Media Team. For information or to provide suggestions for future workshops, contact the [Membership Committee](#).



Porcelain Tree • Kelly Simmons

GIVING BACK "The newest tree at the State Botanical Garden of Georgia needs no water or sunlight. Its 75 blossoms are made of kaolin and bone china. They bear images of Danish botanicals, meticulously reproduced from folio-sized illustrations drawn in the late 1700s and early 1800s. The Tree of Life is on a wall of the main gallery at the Porcelain and Decorative Arts Museum...more than 1,000 pieces of porcelain and botanical art donated by Deen Day Sanders." Ms. Sanders is the NGC Honorary Life President. Printed from UGAToday, view the full text and more images [On the Bulldog Beat: Art & Nature](#), by Kelly Simmons

Bent and Twisted Studio Unique Garden Sculptures



bentandtwistedstudio.com or Ken (414-258-7902)



Providing Water and Food • Barbara Downing



Frances Parnell in her Habitat • Barbara Downing

COVID Creates Opportunity Barbara Downing

Since 1925, the Cape Fear Garden Club, Inc. has been sowing seeds, metaphorically and literally, throughout Wilmington and New Hanover County, NC. During the recent pandemic, the need for social distancing curtailed some of the club's illustrious work like the annual garden tours, but it was also a good time to focus on its roots. The planting of organic and sustainable backyards and community gardens filled with herbs, flowers and plants that benefit people, pollinators, birds and wildlife became a passion.

Since 1999, the Gardening for Wildlife Committee (GWC) of the Cape Fear Garden Club has been a member of the North Carolina Wildlife Federation. The club's GWC continuing project is to encourage local Certified Wildlife Habitats. In 2019, the members of the committee decided to use one of the gardens slated for the 2020 Azalea Garden Tour to be a teaching garden. They chose the home of Frances and Jim Parnell as the perfect location to educate the public about the steps needed to be a Certified Wildlife Habitat. Beautiful stands of native trees and vegetation, attracting many bees, birds and butterflies, cover the Parnell's gardens. Paths wind through the property with signs proclaiming "Living quarters: everyone is invited!"

Unfortunately, the 2020 tour was canceled because of COVID-19. The tour cancellation did not dampen the resolve of the GWC. Since education is the cornerstone of the certification process, the committee decided to educate the public with a virtual tour of the Parnell property. Under the leadership of Delores Hawes, a script was written, garden club members were hired and a videographer was found with the goal of filming a Certified Wildlife Habitat for the club's YouTube channel.

In 2021, the video was prepared in four segments to cover the four categories of certification:

1. Provide food for wildlife: seeds from a plant, berries, nectar, foliage/twigs, nuts, fruits, sap, pollen or suet.
2. Supply water for wildlife: birdbath, lake, stream, seasonal pool, ocean, water garden, pond, river, butterfly puddling area, rain garden or spring.
3. Create cover for wildlife: wooded area, bramble patch, ground cover, rock pile or wall, cave, roosting box, dense shrubs or thicket, evergreens, brush or log pile, burrow, meadow or prairie, water garden or pond.
4. Give wildlife a place to raise their young: mature trees, meadow or prairie, nesting box, wetland, cave, host plants for caterpillars, dead trees or snags, dense shrubs or a thicket, water garden or pond, or burrow.

This year, the Parnell garden will be on the Azalea Garden Tour as a recognized Certified Wildlife Habitat! The video will be featured along with signage and handouts. During the tour, the committee will challenge our club members and the public to be informed and involved in this globally important effort to sustain our wildlife as stewards of the earth. If you desire more information about this process, check out the [National Wildlife Federation's Certified Habitat](#) or learn more about [North Carolina Wildlife Federation](#).

(Continued on page 44)



Brick Wall • Mabel Amber
Open Sign • Bangindsoft

Hang Out Your Open Sign

Valerie Seinfeld

Social Media platforms have exploded with opportunities to reach your local club members and your community every day of the year. Platforms are free promotional tools to increase educational interests and build membership numbers. National Garden Clubs, Inc. offers ideas and examples of what and how to post.

- * Strengthen your club’s brand and visibility.
- * Build relationships. Social media is about connecting with members and their clubs with their local communities.
- * Share your expertise. Social media gives you an opportunity to talk about what you know and how you want people to know you.
- * Increase your club’s visibility.
- * Educate and inform your members.
- * Connect anytime. Open 24/7!

Come follow us on each of our NGC Social Media platforms.



Valerie Seinfeld is the NGC Social Media Chair. She is an administrator of seven Facebook pages including the Florida Federation of Garden Clubs, Inc. Valerie has 10 years of experience creating and operating Facebook pages and groups.



Providing Habitat • Barbara Downing
Inset: Habitat Sign • Gerianne Holzman

Happily, combined committee efforts resulted in the selection of the Cape Fear Garden Club, Inc. in Wilmington, NC as the 2021 North Carolina Wildlife Federation Affiliate of the Year. By recognizing, publicizing and honoring conservation leaders, the North Carolina Wildlife Federation hopes to inspire all North Carolinians to take a more active role in protecting the natural resources of our state. In September, a Cape Fear Garden Club delegation traveled to Raleigh to receive the Governor's Conservation Achievement Award trophy and certificate on behalf of the club. This award honors individuals, associations, businesses and others who have exhibited an unwavering commitment to conservation in North Carolina.

If you want to get started creating a Certified Wildlife Habitat, check out the four Cape Fear Garden Club’s [Gardening for Wildlife](#) videos. Your wildlife habitat can be large or small, in a yard or on a patio. Join this conservation effort!

Barbara Downing is the Cape Fear GC Media & Communications Chair. Frances Parnell and Delores Hawes contributed to this article.



Proposed NGC Bylaw Changes

to be voted on by
the 2022 Annual
Meeting Delegates

Gavel • Stsvirkun

Donna Donnelly and Patty Arndt

Adopted by the Board of Directors at the 2021 Fall Board Meeting

Key: Amend by inserting underlined words and striking out words with strikethrough.

ARTICLE IX – DUTIES OF OFFICERS

ELECTED OFFICERS

Section 5. - Third Vice-President

F. Be responsible for publishing proposed bylaws amendments ~~in the winter issue of The National Gardener.~~ on the website.

Rationale: *Bylaws will no longer be printed in The National Gardener. They can be accessed on the NGC website.*

ARTICLE IX -- DUTIES OF OFFICERS

ELECTED OFFICERS

Section 1. PRESIDENT

The President shall:

Add new

P. Appoint Audit Committee subject to the approval of the Executive Committee and ratification by the Board of Directors.

Rationale: *The President appoints the Audit Committee for her term.*

ARTICLE IX -- DUTIES OF OFFICERS

ELECTED OFFICERS

Section 1. PRESIDENT

The President shall:

~~G. Serve as a member of the Internal Audit Committee and a member of the Performance Evaluation Committee.~~

Rationale: *Compliance of the Grant Thornton Not-for-Profit Audit Committee Guidebook.*

Section 2. FIRST VICE-PRESIDENT

The First Vice-President shall:

E. Serve as a member of the Finance Committee, ~~a member of the Internal Audit Committee,~~ a member of the Performance Evaluation Committee, and ex-officio a member of the Permanent Home and Endowment Trustees.

Rationale: *Conforming amendment*

(Continued on page 46)

Section 4. SECOND VICE-PRESIDENT

The Second Vice-President shall:

B. Serve as Chairman of the Finance Committee ~~and of the Internal Audit Committee.~~

Rationale: *Conforming amendment*

Section 5. THIRD VICE-PRESIDENT

The Third Vice-President shall:

~~C. Serve as a member of the Internal Audit Committee.~~

Re-letter

Rationale: *Conforming amendment*

Section 7. TREASURER

The Treasurer shall:

D. Serve as a member of the Finance Committee ~~and a non-voting member of the Internal Audit Committee.~~

Rationale: *Conforming amendment*

ARTICLE X - NOMINATING COMMITTEE

Section 1. STRUCTURE

B. Members

4. ~~If neither the Member nor the Alternate Member is able unable to attend a meeting, the Region Director shall appoint a member from the Region already serving on the NGC Board of Directors to attend that meeting. the State President shall appoint a member from the state and if no member is available the Region Director shall appoint a member from the Region already serving on the NGC Board of Directors to attend that meeting. The new member shall serve to the end of the term. No change in the rotation schedule.~~

Rationale: *Alternates will be discontinued. The State President will fill the post in an emergent situation. Or the Region Director can appoint someone from the Region that is attending the BOD meeting. This may result in a state in the Region losing a member representing them, but it is not good policy to change the rotation in order to fill a last-minute position.*

ARTICLE XI - ELECTION OF OFFICERS

Section 1. ELECTIONS

E. 2. All ballots must be received by the Recording Secretary within 30 days by postal mail or by using an Internet service that supports anonymous voting to be counted. Each page of the ballot must be signed.

Rationale: *The voter shall sign each page of their ballot.*

ARTICLE XVI – COMMITTEES

Section 4 – ~~INTERNAL AUDIT COMMITTEE~~

A. ~~The Internal Audit Committee shall consist of the Second Vice-President as Chairman, the President, First Vice-President/President-elect, and Third Vice-President as members. The Treasurer will participate except for the right to make a motion and vote~~ three members, which include a chairman, appointed by the President. Preference should be given to those with financial knowledge. These members shall not be Officers, or serve on the Executive or Finance Committees.

Rationale: *Compliance with the Grant Thornton Not-for-Profit Audit Committee Guidebook.*

ARTICLE XVI – COMMITTEES

Section 4 – ~~INTERNAL AUDIT COMMITTEE~~

B. The Committee shall:

1. Meet electronically to review the internal control processes annually. ~~at NGC Headquarters.~~

4. ~~Engage the external auditors for a designated term, not to exceed six years. This action will be subject to approval by the Executive Committee and to ratification by the Board of Directors. The chairman shall sign the Letter of Engagement with the auditors annually.~~

5. After an auditing firm has served six consecutive years, Request For Proposals (RFPs) will be prepared, with the assistance of a Headquarters' staff member, and be sent out to various firms that deal with not-for-profits. The returned RFPs will be

(Continued on page 47)

evaluated, and a new auditing firm will be selected by the Auditing Committee with approval by the Finance Committee and the Executive Committee. The auditing firms considered shall have no connection to anyone serving on the Executive Committee, the Finance Committee, the PH&E Trustees, or the NGC Headquarters' staff.

6. The chairman shall present a report and the audit findings to the Executive Committee, PH&E Trustees and the Finance Committee and be available to answer any questions.

Rationale: *The audit committee does not engage the auditors.*

ARTICLE XVI – COMMITTEES

Section 4 – ~~INTERNAL AUDIT COMMITTEE~~

~~C. The Internal Audit Committee shall review and approve fund performance and usage of unexpended portions of the amounts available from the Permanent Home & Endowment Fund, the Scholarship Fund, the NGC Endowment Fund and the Operation Wildflower Fund.~~

Rationale: *This is the job of the Finance Committee*

ARTICLE XVII - FINANCES

Section 3. FINANCE COMMITTEE

C. Funds

2. b) Scholarship Fund

3) NGC Scholarships are presented annually honoring:

Helen S. Hull	Lorena Martin Spillers	Cordelia Gray Brumby	Miriam Anderson Steel
Helen Hussey Champlin	Mary Badham Kittel	Cornelia H. Kellogg	May Duff Walters
Jessie M. Conner	Robert H. Rucker	Katherine Henby Hedley	Hazel L. Knapp
Evelyn Mooney	Lucille Mauntel	Geraldine Dean	Osa Mae Barton
Eleanor R. Crosby	Tempie Dahlgren	Winifred Fink	Jane Layman
Jean T. Ladson	Junne Johnsrud	Ellamae Fehrer	Violet Gose
Ellen Griffin	Hubert Bond Owens	Thekla Neuner	Hazel Dillingham
Martha Smith	Violet Herich Dawson	Eleanor L. Yates	Mary Louise Michie
Barbara Barnette	Deen Day Sanders	Lois Dupré Shuster	Phyllis Wood
June P. Wood	Kitty Larkin	Barbara D. May	Renee D. Blaschke
Shirley S. Nicolai	Linda Nelson Bentson	Sandra H. Robinson	Nancy L. Hargroves

Gay L. Austin

Rationale: *Add the previous President's name to the NGC Scholarship list.*

ARTICLE XVII - FINANCES

Section 3. FINANCE COMMITTEE

C. Funds

3. Review and approve fund performance and usage of unexpended portions of the amounts available from the Permanent Home & Endowment Fund, the Scholarship Fund, the NGC Endowment Fund, and the Operation Wildflower Fund.

Section 3 4. – BONDING

Rationale: *The Finance Committee will monitor fund performance and unused funds.*

Donna Donnelly is the NGC 3rd Vice President and Organization Study Chair, Patty Arndt is the NGC Parliamentarian. Contact them with questions related to these proposed bylaw changes.





Garden Clubs Conserve on Lookout Mountain

Penny Simmons and Ann Brown

Lookout Mountain, TN and GA are Bee City USA sites and the garden clubs have heard the call to help save our pollinators. All seemed quiet and shut down during the pandemic, but behind the scenes, three gardens came to fruition during 2020-21.

The Garden Club of Lookout Mountain added native trees and shrubs to Temple Park where the club, also, maintains a pollinator garden. Members cleared unkempt areas in the park and replanted them with American sycamore, Emerald Luster *Viburnum*, American bladdernut and sweetspire. A White oak sapling was planted in the center of the park. It is small now, but in the future, it will provide a beautiful, shaded area for visitors. *Blessed are those who plant trees under whose shade they will never sit.* (Quote has various attributes.) Doug Tallamy in his book, *The Nature of Oaks*, stresses that these are the most essential group of native trees and support a complex web of wildlife. They are also "...champions when it comes to soil stabilization, carbon sequestration, and watershed management." So, if you can only plant one tree, let it be an oak and yes, there are dwarf oaks!

The Lookout Mountain Beautiful Garden Club utilized a PLANT AMERICA grant to restore and create terraced gardens that are near the tennis courts at the Commons. These gardens have brightened and given a new life to an overgrown and barren area. Pollinator-friendly plants such as anise hyssop, *Liatris*, swamp milkweed, phlox, serviceberry, *Hypericum* and *Hydrangea* were added to attract native bees, butterflies and birds. The club contributed funds to expand the garden along both terraces. Individual members also donated benches, plants, pine mulch and a birdbath to create a verdant and inviting place for people and pollinators. A grant from Espoma® provides the garden with organic fertilizer. The club helps maintain the area by watering and pulling weeds on a regular basis

Volunteer Jimmy Campbell and City Manager Kenny Lee initiated the Fairy Trail Garden, Lookout Mountain, GA after they received a grant from the Riverview Foundation. Wanting community input and guidance to develop this one-acre city owned plot, they formed a planning committee made up of representatives of local garden clubs and local Bee City USA committee chairs. Along with their participation, Garden Club of Lookout Mountain donated to the purchase of perennials, Lookout Mountain Beautiful Garden Club donated 1,000 bulbs and Laurelwood Garden Club donated additional funds.

Dennis Bishop, Going-Native Landscape, cleared the area of invasive plants, designed the garden and oversaw the purchase of

(Continued on page 49)

Bee on Aster, Temple Park and
Inset: Blue Winged Wasp, Fairy Tail Garden • Ann Brown

The National Gardener/Winter 2022

Page 48



Clearing the Terraces • Ann Brown

plants indigenous to the Cumberland Plateau. Mr. Bishop and his crew planted 150 trees and shrubs and over 2800 pollinator-friendly perennials. A water source ensures the sustainability of the plants.

Fairy Trail Garden is an inviting pollinator and wildlife haven that beckons each of us to slow down, look deeply into the natural world around us and let nature work her magic. A meandering woodland trail, peaceful seating and an airy garden of native sun, shade, meadow and woodland perennials draw residents in for a visit. The garden was created to nurture, heal, and support the Lookout Mountain ecosystem of birds, bees, butterflies, bats, beetles, toads, turtles, owls, foxes, and much, much more. It also honors the unique natural wonders of the community by inspiring the use of less lawn, less water, fewer chemicals and more native plantings that bring harmony to nature’s wildlife both above and below the ground. A rustic arbor at the back of the garden leads to Fairyland School and “The Jimmy Campbell Connector Trail.” Mr. Campbell points out, “Even though Fairy Trail Garden is on the Georgia side, it is a garden to be enjoyed by all the residents on Lookout Mountain.”

The gardens were created using Bee City USA guidelines, “Thinking globally and acting locally, Bee City USA provides a framework for communities to come together to conserve native pollinators by providing them with healthy habitat that is rich in a variety of native plants, provides nest sites, and is protected from pesticides.” The Mountain gained over two acres of pollinator habitat since 2020.

Penny Simmons is president and [Ann Brown](#) is a member of the Lookout Mountain Beautiful Garden Club. Contact Ann for a list of plants used in the gardens.



In the past, we have asked one thing of our gardens: that they be pretty. Now they have to support life, sequester carbon, feed pollinators and manage water.

Doug Tallamy

Bee • Jo Hilder

Robin’s Nest

Robin Pokorski

Are you listening for new ideas? I mean new ideas that ARE NOT yours. Listen for the next great “hook” that can reel in new members or clubs. Work at buying into the team mentality for yourself and all those on your team. One head can have a good idea, two heads can make that idea better, more heads make it an even better success. The side benefit is that you have everyone buying in and making it a priority to make it work. The more you have working to ensure success, the more voices you have out there negating the nay-sayers, generating enthusiasm and interest in the idea AND the team. That is where your future leadership comes from. People seeing a team working happily together creates a desire to want to BE on THAT team, not on a team that runs each other down or points out shortcomings. Make your garden club leadership the WINNING team!

Robin’s Nest is a continuing feature of TNG. Do you have questions on leadership? Send your questions for Robin’s Nest to [Robin Pokorski](#).

Robin Pokorski has held many positions within NGC and currently serves on the Membership and Organization Studies Committees.



Robin's Nest • Gerianne Holzman



2022

SAVE-THE-DATES LIVE PROGRAMS



Hosted by President Mary Warshauer Brought to you the [NGC Virtual Resources Team](#)



January 6, 2022, 2:00PM Eastern Time
Mid-Atlantic Nursery Trade Show *Live Stream*

Enjoy the largest nursery trade show, in the USA, from the comfort of your home.



February 8, 2022, 2:00PM Eastern Time
Frederic Law Olmsted by Kirk Brown

Learn about Olmsted's legacy of 200 years of American landscapes.



March 8, 2022, 2:00PM Eastern Time
Home Grown National Park By Doug Tallamy

Join Doug's call to action to regenerate biodiversity, plant native and get on the map.



April 20, 2022, 2:00PM Eastern Time
Holland Bulb Growers

Not traveling? Join a virtual tour and interview with one of the largest tulip growers in Holland.

Who Do YOU Know?

SPONSORS

**Pat
Wolanski**

Let me preface this article by saying, "I have been having fun."

Imagine chairing a position where it is your responsibility to approach organizations with the idea of joining National Garden Clubs, Inc. (THE largest volunteer organization of its kind in the world.) in supporting its mission and goals in a mutually beneficial relationship. Naturally, in seeking out these special entities, one would turn to like-minded organizations – right? Wrong! Seeds, weeds, flowers and dirt are not the only thing we have in common to bring on supporters. Image this, turn to a sunglass company, why? Because gardeners work outdoors in the sun. Turn to a sunhat company or outdoor gear – why? Well, I think you know. What about a yogurt company – yes, cows make milk which make yogurt and this all boils down to agriculture. My point is, I have been wide open with my choices of contacts. We can relate to almost anyone or anything and therefore acquire any sponsor who is willing to work with us.

So, who have I contacted? Of course, I follow up with every lead I receive, from financial institutions to the automobile industry, from ceramics to tree swings (so fitting for President Mary's theme) and many other organizations that fall into the true category of gardening. You must know though, that it is always easiest for me to make contacts if someone knows someone who knows someone...get the message?

Why do I love this job so much? I have had soooo many wonderful conversations with so many interesting people. People are never too busy to talk, especially about themselves, and I love listening and sharing life experiences and just plain "fun stuff" with those to whom I have the pleasure of speaking. Now, do these conversations lead to a sponsorship? Some do, some do not, but my contacts learn a lot about NGC and who knows what "next time" will bring. It is networking and getting to know you.

NGC has been fortunate, over the past five years, to have at least four sponsors who have supported us and continue to support us. The members of the Sponsorship Committee are dedicated to maintaining a good relationship with the company to which they are assigned as liaison. As liaisons to the following companies, they work for you and communicate your needs and requests. The following four companies support NGC in many ways.

The Ames Tool Company, with us since 2014, donates a \$4500 grant annually for gardening tools. Flossie Narducci is our conscientious and dedicated Ames Grant Manager. For the last four years, she has been managing applications, corresponding with Ames and keeping in touch with all of the applicants. Garden clubs may apply for up to \$250 in tools – successful applicants receive their selected tools by mail. In addition, they are always willing to help with in-kind donations to our conventions and have advertised in *The National Gardener*. Check the NGC website for our current and past recipients representing states across the U.S.

The Espoma Company, a faithful supporter of NGC since 2017, provides products to successful grant applicants. Deb Harrington is our devoted Espoma liaison and works closely with them in the grant application process as well as communicating your requests. Espoma's grant is \$5,000 annually and is supplied via a gift card to the award recipients. Espoma is a faithful advertiser in *The National Gardener* and provides in-kind donations and programs to our conventions and other events.

Longwood Gardens, a premier garden in America, makes substantial monetary donations to both our National Conventions and several state conventions as well as assisting monetarily to Pennsylvania District Flower Shows and much more. We are lucky to have this outstanding garden recognize NGC as an organization they are willing to support.

The Burpee Seed Company – Who hasn't heard of Burpee? Burpee is our most recent acquisition and they have been extremely generous with seeds, seeds and more seeds. Hundreds of thousands of seed packets have been donated to NGC clubs which translate into hundreds of thousands of dollars. In addition, Mr. Ball, chairman of the board, is willing to provide programs at our events or even take us on a tour of Fordhook Farms, the Burpee Farm located in Doylestown, PA. It is worth a visit.

We are very fortunate that some well-known botanical gardens in the Florida area and other garden-related companies are willing to support our upcoming National Convention in Orlando. A few other organizations are in the pipeline as potential supporters (names you will recognize) - stay tuned.

As I said in the beginning, I love this job! (My husband loves that I love this job, too, because it keeps me out of his hair and I tend to forget the "honey do" list.) Yes, this job is time-consuming but who is counting minutes or hours when you are having fun!

[Pat Wolanski](#) is the NGC Sponsorship Chair and TNG Advertising Manager. Contact Pat with ideas for NGC Sponsors or *The National Gardener* Advertisers



Enchanted Garden • Ann Hackeling

Ames Tool Grants

Flossie Narducci

Enchanted Garden

Welcome pollinators! Welcome volunteers! Despite a lengthy delay caused by COVID, the Enchanted Garden at the Howard County Library is now up and running!

Members of the Howard County Garden Club created a pollinator garden design, a budget and a planting schedule for the spring of 2021, a year later than originally planned. It was planted by the garden's coordinator and club members in May and interest from the public was immediate once the announcement was made.

The garden is maintained by young teen volunteers who recently weeded and added a layer of compost. Soon a Daisy Girl Scout troop will also be participating. They are excited to be learning about pollinators as well.

The Ames Tool Grant provided many great tools just right for kids. Instead of bulky and heavy shovels our teens were able to easily handle spreading compost with Ames shovels. Weeding, previously handled with a trowel, is now easier and less disruptive to the garden with the Ames weeding tool.

We look forward to a full array of garden classes at the library for all ages with the Pollinator Garden a part of those classes.



Littlestown Area Garden Club

The Littlestown Area Garden Club received their Ames tools the third week of April this spring. The members were delighted to receive them in time for their spring planting projects in their Community Park.

On May 10th, seven members started and completed planting annuals at the local library, the Community Park, four pots on the square in Littlestown, and four pots at the Senior Center. The club used every item except for the weeding tool.

The digging shovel was used at the Community Park to move and relocate daylilies, the border spade was used to edge the garden and the trowel and cultivator worked up ground and dug holes for the annuals that were added to the beds and pots. Photos of the completed project are being sent to the local newspaper.

All members of the club were asked to help maintain and water the gardens/pots through summer and fall. Borough workmen helped the club with storage and setting up the pots on the square.

The club is very grateful for the donation which will last for many years. The members will remember Ames Tools whenever they plant!

[Flossie Narducci](#) is the Ames Tools Grants Chair. Dawn Mozgawa assisted in writing this article.



Littlestown Community Park • Marilyn Zanger

CONGRATULATIONS

Since joining the Parkland Garden Club of Allentown, PA in 1975, Barbara Campbell has actively served her club in most capacities, including two terms as President, 22 years as Garden Tour Chair and 13 years as Program Chair. She served two terms as Assistant Director and two terms as District Director. On the state level, she chaired the Smokey Bear/Woodsy Owl poster contest for six years, and is currently a member of the nominating committee. She became an NGC Gardening Consultant in 2015, NGC Landscape Design Consultant in 2017, Accredited Judge in 2018 and is one course away from completion of Environmental School.

As a community volunteer, Barbara serves as Co-Chair of the Social Service Committee of the PA Association of School Retirees, and was recognized as Volunteer of the Year by the Lehigh County Chapter. Both she and her husband are Longwood Gardens supporters. She shares the importance of planting trees with elementary students on Arbor Day, and continues to involve elementary grade students in the state Woodsy Owl poster contest.

For 45 years, our 2021 GCFP Perennial Bloom Recipient, Barbara Campbell, has been an integral part of the growth and success of the Parkland Garden Club, her community and GCFP. She is still blooming!

Sheri Lowry is the Garden Club Federation of Pennsylvania Awards Chair.



Barbara Campbell • Sheri Lowry



Garden Club Membership Seeds

Mike Stewart

All gardens begin with seeds. Even if you are in the habit of planting your garden with seedlings or starter plants, they first began as a seed. The Club Membership Garden is no different.

We will likely agree on many of the traits our clubs possess when they are fully developed and ready to "harvest." Clubs tend to grow from more than one and different kinds of seeds. There is still much debate about the characteristics of the seeds we should be planting to have a great harvest.

Some of the seeds of club membership seem obvious, even if we sometimes skip over them in our rush to plant "our garden." They might begin with the people seeds, meeting location seed or perhaps even the time of day or day of the week seeds. These are important seeds to be planting, for sure. What are some of the other seeds that we plant if we are to have a successful club harvest?

There are fun seeds, caring seeds, listening seeds, educational seeds, silly seeds, inclusive seeds, helpful seeds, inquisitive seeds, honoring seeds, leadership seeds, task or project seeds, program seeds, organizational seeds and don't forget the sharing seeds. These are only some of the seeds you might find in a successful Club's Membership Garden. What are other seeds you planted in your own club's garden and why are they important?

Mike Stewart is a member of the Dallas Garden Club in Oregon.

Building Community

Rose Romboski



Clockwise: Garden Shed, Memorial Garden and Garden Welcome Sign • Rose Romboski

The Community Garden at Graham Park is a collaboration between the Pennsylvania Southern Butler County Garden Club (SBCGC), Cranberry Township Community Chest (CTCC) and Cranberry Township. The garden is four years young and continues to bloom!

Cranberry Township reached out to club members in 2017, asking if the SBCGC would take part in the design, planting and maintenance of a garden. They had a large plot of land set aside in the park. Club members were excited for this opportunity to have a place to educate, encourage and share their love of gardening with the community. In addition to planting and maintaining various garden beds representing different types of native and pollinator plants, the club has held meetings, garden tours and other events for Earth and Arbor Days. They always invite the community to learn about environmentally responsible ways to garden.

In 2018, the SBCGC established multiple garden beds. A bee house and pollinator-friendly plants fill the gardens. The club donated a large garden shed, landscaping it with shrubs, perennials and trees. An information box contains the club's brochure, business cards and pollinator planting materials.

2019 brought a Literary Garden complete with a garden themed *Little Free Library* where one can "take a book, read a book or leave a book." A Memorial Garden includes plants like Serviceberry and Bleeding Hearts plus a Blue Star By-Way Marker. On Memorial and Veterans Day, members place a wreath in the garden.

An addition in 2020 was a Reading Garden with ten tree stumps secured in a random fashion to offer seating. There is also a large birdbath and nine-foot-tall arbor, supporting 'Sweet Autumn' *Clematis*.

Along with two beds and meadow view seating, the biggest project for 2021 was educational signage. In addition to their funds, the club applied for grant money through the CTCC. A large informational sign was installed. Each plant is labeled with an identification tag including the botanical name, common name and variety. The Community Garden in Graham Park is certified as a Monarch Waystation, National Wildlife Habitat and the Penn State Master Gardener certification as a Pennsylvania Pollinator Friendly Garden.

SBCGC's vision is to continue to work in conjunction with NGC's initiatives PLANT AMERICA and *Play Outside*, bringing awareness of the importance of pollinators and planting of native trees. Along with educating those in our community to nurture the earth, members encourage visitors to just sit and be still for a moment. It is amazing how spending time outside and listening to the sounds of nature can uplift one's spirit. This garden is possible with the collaboration of garden club members and community leaders. Great partnerships are cultivated, just like the plants we grow.

Rose Romboski is a charter member of the Southern Butler County GC where she held many positions. Her love of gardening guided her to become a Penn State Master Gardener as a way to educate and share love of gardening.



Memorial Garden • Inger Mejean



Garden Dedication • Inger Mejean

Remembering 911 Inger Mejean

The Quogue's Garden of Remembrance has its roots in The Battery Conservancy on the southern tip of Manhattan. During the horrific events of September 11, 2001, many people in downtown Manhattan sought safety at The Battery. The Battery Gardens, once a place of joy and beauty, was suddenly a shelter for those running for their lives during one of the deadliest attacks on our nation's soil.

In May 2011, the Quogue Fire Department, one of the responding fire departments, received a six-foot I-beam from one of the Towers. In 2019, the Westhampton Garden Club started planning a Garden of Remembrance, a collaborative effort between The Battery Conservancy and the Westhampton Garden Club. The club surveyed the ground, per the Conservancy's request, and developed a plan for beautifying the Garden of Remembrance at the Fire Station.

Members applied for and received a \$1,000 grant from PLANT AMERICA of National Garden Clubs. Club members were supposed to have transplanted specimens in spring 2020. However, in February 2020, COVID locked them down. More than a year later, in spring, 2021, they proceeded safely under the CDC's guidelines.

Ten years to the day after receiving the Twin Towers I-beam, the club received the plants from The Battery Conservancy and transplanted them in the Quogue's Garden of Remembrance. The Quogue Fire Department provided a van and two fire fighters who helped pick up plants from the Battery Conservancy, creating a connection between the two gardens that goes much deeper than roots. A dedication of the Garden of Remembrance occurred in the fall 2021.

Inger Mejean is a former president (2018-2020) of the Westhampton Garden Club.

Through the Lens - Enhance Design Images

Arabella Dane

Generally, at our New Hampshire Judges Council meetings we submit and judge design and horticulture exhibits. As the pandemic precluded us from meeting in person, we decided in June 2021 to try our hand at holding a Zoom meeting. We asked our designers to submit photos of their exhibits to me. I compiled the images of the designs and circulated a short presentation for the critique. Then after the exhibits were judged, I presented the group with some tips on how the images they had submitted might be improved. Here are my tips for photographing your designs for a virtual show or meeting and for submitting an entry for the *Vision of Beauty* calendar.

1. Assure the photo of your exhibit is the specified file size and dimension listed in the schedule.
2. Label the image correctly as in the schedule or directions.
3. Send as an email attached using the actual size feature to avoid losing quality and size of image.
4. Stage your design against a plain background and surface.
5. Take the photo of the design at eye level; you may need to sit down to be at right height.
6. Eliminate all distracting shadows and elements beyond the background or table.
7. Hold your camera parallel to the design; do not tip it forward or backward.
8. Direct extra light to the front of the design to avoid shadows and highlight the design.
9. Use post-processing applications to enhance your design, such as Photoshop, Lightroom, Snapseed and Touch ReTouch. These apps allow you to straighten an image, remove background lines or spots, correct lighting, etc.

Consider photographing your next show design or just play around at home to create a perfect image to submit to the committee for consideration in *Vision of Beauty*. Follow the guidelines listed on the *Vision of Beauty* entry form found in the [Forms Library](#) of the NGC website.

Arabella Dane is a world-class photographer and teaches workshops on nature and design photography. Her photographs and stories are widely published. She serves on the *Vision of Beauty* calendar committee. **Click to view before and after photos of the [NH Judges Council program](#).**

- ◆ Seed and grow the beauty of this holiday season. May your days be filled with an abundance of peace and joy throughout the year. *Mary Warshauer, President*
- ◆ Take time to celebrate your faith, family and friends and look forward to a great year as 2022 begins! Have a wonderful Holiday Season! *Brenda Moore, 1st VP*
- ◆ The time of year to move on from the past and celebrate a new start. *What the new year brings to you will depend a great deal on what you bring to the new year.* (V. McLellan) Choose wisely, my friends. *Donna Rouch, 2nd VP*
- ◆ Wishing everyone many blessings throughout the season and good things in the new year! *Donna Donnelly, 3rd VP*
- ◆ I wish everyone a healthy and happy new year. *Monica Hansen, Recording Secretary*
- ◆ I hope your holidays are happy and filled with family, friends and fun! *Lynette Jeffres, Treasurer*
- ◆ Wishing you a new year filled with time to stop and smell your roses, lilies, orange blossoms, lilacs and all your other flowers. *Gerianne Holzman, Corresponding Secretary*
- ◆ A New Year - choose to begin a new chapter with strength, creativity and compassion. *Phyllis C. White, Historian*
- ◆ May your clubs continue to grow and prosper in 2022. *Patty Arndt, Parliamentarian*
- ◆ May the new year bring you peace, joy and happiness. *Gay Austin, PH&E Director*
- ◆ Best wishes for gardening joys and happiness during the new year! *Carol Yee, Central Region*
- ◆ The new year, a time for new beginnings, opportunities and friends. *Betty Cookendorfer, Central Atlantic*
- ◆ Wishing you the very best in the new year. *Carol Hall, Deep South*
- ◆ Wishing you all the best for a New Year filled with growing and knowing. *Suzanne McCance, New England*
- ◆ Best wishes for a healthy, joyous, peace-filled and productive 2022. *Lana Finegold, Pacific Region*
- ◆ Sending blessings to all and hope your holidays were fun, safe, and enjoyable. *Margie Soileau, Rocky Mountain*
- ◆ The wishes I extend to all for 2022: That COVID becomes past tense and that we can all have lives filled with joy, peace, and love for one another. Happy New Year! *Marty Bowers, South Atlantic*
- ◆ May all your wishes come true in the new year. *Rose Knight, South Central*
- ◆ May your New Year be filled with time outside, enjoying the beauty of nature. *Bill Trapp, Executive Director*
- ◆ Wishing you a joyous holiday season and a happy and healthy New Year! *Katie Roth, Assistant Executive Director*
- ◆ Enjoy the beauty of the season! *Emily Kiske, NGC Website Administrator*
- ◆ Wishing everyone a safe and healthy start to the new year. *Rebecka Flowers, Receptionist & School Secretary*
- ◆ May the Spirit of Christmas be with you throughout the New Year! *Chris Schmidt, NGC Accounting Assistant*

Special Wishes From Your NGC Executive Committee & Staff

2022
HAPPY NEW YEAR



New Year Calendar • Franz12

President Mary's Travels

- ❖ January 26: Winter Executive Meeting, Virtual
- ❖ March 7: Deep South Region Meeting, Natchez MS
- ❖ March 20: NGC Tour of Charleston SC
- ❖ April 3: GC of Alabama Meeting, Huntsville AL
- ❖ April 12: GC of Georgia Meeting, Macon GA
- ❖ April 18: South Central Region Meeting, Galveston TX
- ❖ April 24: GC of Illinois Meeting, Lisle IL
- ❖ April 26: Pacific Region Meeting, Las Vegas NV

Mark Your Calendar

- ❖ January 10, February 14, March 14, April 11, May 9: Membership Mondays, 2:00PM Eastern Time, Virtual
- ❖ January 6, February 8, March 8, April 20: Live Educational Events, 2:00PM Eastern Time, Virtual

- ❖ May 16 - 19: NGC Annual Convention, Orlando, FL

Coming Soon

- ❖ January - April: [Environmental Schools](#)*
- ❖ January - August: [Flower Show Schools](#)*
- ❖ January - August: [Gardening School](#)*
- ❖ January - May: [Landscape Design School](#)*
- ❖ January - June: [Multiple Refreshers](#)*
- ❖ April - November: [Symposia](#)*
- ❖ [International Events](#)*

*Clicking on the links takes you directly to the most up-to-date course listings and details on the NGC website.

[Subscribe to TNG](#) to assure email notification of NGC sponsored events. See [website](#) for event information.



Learning Time • Karolina Grabowski

NGC Tech Workshops Cherie Lejeune

Workshops are for anyone wanting to learn more about technology for your own self-enrichment or to support your volunteer tasks. To attend the workshops, you need an internet connection. You will learn new "tech"-niques in each class along with resources to learn more on your own. Attending will help you to learn something new, brush up on old skills and gain confidence to tackle new tasks. Workshops Wednesdays, listed in Eastern Time:

- 1/19: ZOOM Refresher - 11AM, CANVA Design App - 2PM
- 2/16: PowerPoint Basics - 11AM, Google Tools - 3PM
- 3/16: ZOOM Bells & Whistles - 11AM, Social Media - 3PM
- 4/20: Smartphones, your BEST digital tool - 11AM

[Cherie Lejeune](#) is the chair of the Virtual Resources Committee.



Time for Me • Leoba

Sitting on the Porch

Gerianne Holzman, Editor

Take Time for YOU!

Recently, a knee replacement surgery forced me to take time out to recover. Spending time reading and relaxing was wonderful for healing the body, mind and soul. However, why should it take major surgery to make this happen? When I told a friend that I had read six books in the first few weeks of recovery, she said, "I wish I had the time." So why do we not have the time? There are always 24 hours in a day minus some time for sleeping and many other hours to divide however we want. Taking even 15 minutes to sit, browse a seed catalog, read a novel, close your eyes or just do nothing can be amazing for restoring balance in your brain.

As volunteers, whether in our garden club or another organization, we feel the need to give, give and give some more of our time, talents, money and ideas. The keyword here is "volunteer," we need to remember we are doing this willingly with our eyes wide open. No one is standing over us telling us this must be done today or else there will be consequences. Yes, there are deadlines to meet. Yes, there are rules to follow. However, volunteering is supposed to provide fun, personal enrichment and an opportunity to give back and forward. There needs to be an equilibrium between giving too much and giving just right. How many of us have been the new person in our club then find ourselves an officer within a year or two? Why - because the other members have already done it too many times. In this time of year of new beginnings, make a promise to take time for yourself. Our families, clubs and selves will benefit from our self-revitalization. Happy New Year and Be Well!

Breathe. Let go. And remind yourself that this very moment is the only one you know you have for sure.

Oprah

We appreciate all of the amazing stories, articles and images in this, our special Design issue of *The National Gardener*. Send comments and suggestions for future issues to [Gerianne Holzman](#), editor. We encourage all NGC members to submit articles. Thank you!